



# BROAD OPPORTUNITIES FUND

30 September 2023

## FUND OBJECTIVE

The Fund aims to deliver attractive positive long-term returns

## FUND SUMMARY

- Based on core principles of diversification, dynamic asset allocation and downside risk management
- Combines actively managed directional risk (aiming to make money when markets go up) with actively managed less directional sources of return (aiming to make money whether markets go up or down)
- Exposure to equity, fixed income, real assets, total return strategies and cash
- Managed by a highly experienced team, with a transparent investment process and proven track record

## SHARE CLASS PERFORMANCE (%) (B1 \$ Acc share class)

	1 month	3 months	1 year	3 years (pa)	5 years (pa)	Since inception (pa)
Fund	-1.65	-1.20	2.41	1.80	1.91	2.65
Benchmark	0.41	1.27	4.27	1.59	1.64	1.65

	Calendar year returns					12-month rolling returns				
	2022	2021	2020	2019	2018	2022-2023	2021-2022	2020-2021	2019-2020	2018-2019
Fund	-8.96	7.31	0.88	14.44	-3.85	2.41	-7.47	11.33	-2.76	7.16
Benchmark	1.17	0.06	0.56	2.28	2.37	4.27	0.46	0.08	1.00	2.46

Past performance is not indicative of future results. Investment in any strategy involves a risk of loss which may partly be due to exchange rate fluctuations. The performance results shown, whether net or gross of investment management fees, reflect the reinvestment of dividends and/or income and other earnings. Any gross of fees performance does not include fees and charges and these can have a material detrimental effect on the performance of an investment.

Source: Insight Investment and Rimes. Fund performance is shown for the net share class B1 \$ Acc (which has an inception date of the 28 March 2017) and is calculated as total return, including reinvested income and net of fees and expenses. Benchmark performance shown is for SOFR 90 days compounded (previously 3 month USD Libid until 1 October 2021).

Performance for periods over one year is annualised. Past performance is not a guide to future performance. The value of investments and any income from them will fluctuate and is not guaranteed (this may be partly due to exchange rate fluctuations). Investors may not get back the full amount invested. Investors must read all performance information alongside the full performance information in the KIID.

## FUND MANAGER COMMENTS

Markets became increasingly convinced of the 'higher for longer' narrative on US interest rates over the month, putting upward pressure on US Treasury yields and downward pressure on risk assets. Against this backdrop the portfolio generated a negative return. Equity positions were the largest detractor, driven by losses in the US. In fixed income, although credit spreads held up well, income generation was unable to counterbalance the negative price action caused by the rise in yields. Our infrastructure positions also struggled in the higher yield environment. Alternatives performed well, particularly currency related relative value trades and dividend futures. We increased our commodity exposure given a slower than expected decline in inflation, maintaining equity and credit exposures at levels just below historical averages. With some positive signs emerging in US manufacturing activity, we added option-based positions that would provide exposure to any meaningful bounce in equity markets.

## FUND FACTS

**Fund size:** \$2.1bn

**Inception date:** 7 September 2009

**Benchmark:** SOFR (90 day compounded)

**Fund manager:** Matthew Merritt and Multi-Asset Strategy team

**Target return:** The Fund seeks to generate returns of 90 days compounded SOFR + 4.5% gross of fees over an annualised five year period, whilst being mindful of the Investment Objective.

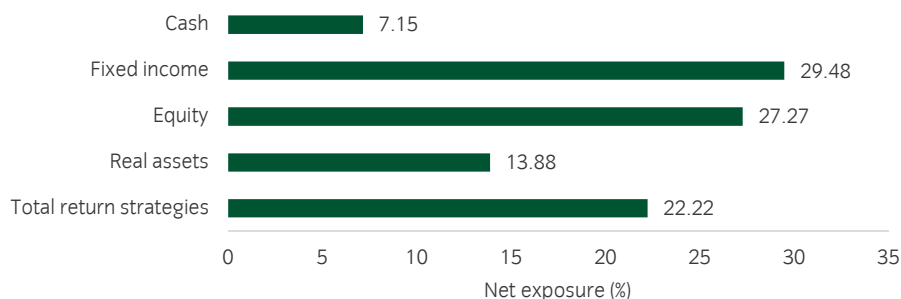
## 5 YEAR ANNUALISED GROSS PERFORMANCE (%)

**Fund:** 1.91

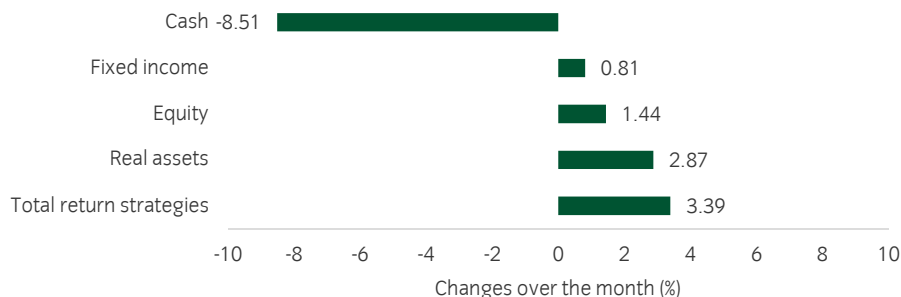
**Cash +450 bps:** 6.14

The Fund returns are shown before fees, as specified in the prospectus.

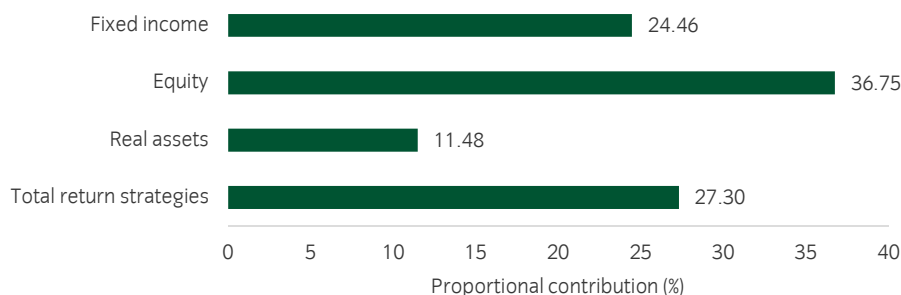
## FUND ALLOCATION



## FUND ACTIVITY



## CONTRIBUTORS TO FUND RETURN (gross, since inception)



## TECHNICAL DETAILS

**Legal structure:** Open Ended Investment Company (UCITS)

**Domicile:** Ireland

**Share class currencies:** Sterling, Euro, US dollar, Japanese yen

**Dealing frequency:** Daily, Midday (Irish time)

**Settlement period:** T+3

**Pricing method:** Swinging single price

**Scheme:** Absolute Insight Funds plc

**Depository:** State Street Custodial Services (Ireland) Limited

**Administrator:** State Street Fund Services (Ireland) Limited

**Ongoing charges:** 0.69% (represented by share class B1 Dollar, other share classes are available)



[www.insightinvestment.com](http://www.insightinvestment.com)

This document is not a contractually binding document and does not constitute legal, tax, or investment advice. It must not be used for the purposes of an offer or solicitation to anyone in any jurisdiction. Prospective investors are referred to the Fund's' prospectus and Key Investor Information Document (KIID) for a full list of applicable risks, investor rights, KIID risk profile, financial and non-financial investment terms. The latest Report & Accounts, Prospectus and the KIID can be found at [www.insightinvestment.com](http://www.insightinvestment.com) within the Tools and Resources: Fund literature and Prices section. Investors are urged to consult their own advisers on the implications of making any investment. Do not base any final investment decisions on this document alone. Portfolio holdings are subject to change, for information only and are not investment recommendations. Unless otherwise stated, the source of information and any view and opinions are those of Insight Investment. In Austria, the current Prospectus and the KIID are available free of charge from Société Générale, Vienna Branch, Prinz-Eugen-Straße 32, A-1040 Wien. In Germany, the KIID, prospectus, articles and latest annual report are available free of charge in hardcopy from the paying agent, Société Générale, Zweigniederlassung Frankfurt, Mainzer Landstraße 36, D-60325 Frankfurt. In Luxembourg, the KIID, prospectus, articles and latest annual report are available free of charge from the paying agent, State Street Bank Luxembourg S.A, 47-49 avenue J F Kennedy, L-1855 Luxembourg. In Sweden, the KIID, prospectus, articles and latest annual report are available free of charge from the paying agent, Skandinaviska Enskilda Banken AB (publ), Global Transaction Services, ST MH1, SE – 106 40 Stockholm. In Switzerland, the KIID, prospectus, articles and latest annual report are available free of charge from Carnegie Fund Services S.A., 11, rue du Général-Dufour, 1204 Geneva. Issued by Insight Investment Funds Management Limited (IIFML), 160 Queen Victoria Street, London EC4V 4LA. In France, the KIID, prospectus, articles and latest annual report are available free of charge from Société Générale, Tour Granite, 75886, Paris, Cedex 18. Registered in England No. 01835691. IIFML is authorised and regulated in the UK by the Financial Conduct Authority.