



LOAN FUND

31 January 2024

FUND OBJECTIVE

The Fund seeks to produce an annual interest based return, primarily through investment in a portfolio of loans

FUND SUMMARY

- Targets attractive returns in excess of cash by investing in high quality senior secured loans and other debt
- Aims to provide insulation from interest rate risk
- Employs a defensive asset selection strategy to achieve its return objective
- Offers investors portfolio diversification benefits

SHARE CLASS PERFORMANCE (%)

	1 month	3 months	1 year	3 years (pa)	5 years (pa)	10 years (pa)	Since inception (pa)
Fund	0.94	3.46	11.38	4.78	3.92	3.59	3.30
Benchmark	0.32	0.96	3.45	1.13	0.51	0.18	0.61

	Calendar year returns					12-month rolling returns				
	2023	2022	2021	2020	2019	2023-2024	2022-2023	2021-2022	2020-2021	2019-2020
Fund	13.37	-2.43	3.65	1.70	3.55	11.38	0.00	3.28	1.92	3.39
Benchmark	3.27	0.35	-0.56	-0.43	-0.36	3.45	0.54	-0.56	-0.45	-0.37

Source: Insight Investment and Rimes. Fund performance is shown for share class S € Acc and is calculated as total return, including reinvested income, gross of fees and expenses. Gross of fees performance results do not reflect the deduction of charges, which will reduce investors' returns. Performance for periods over one year is annualised. Past performance is not a guide to future performance. The value of investments and any income from them will fluctuate and is not guaranteed (this may be partly due to exchange rate fluctuations). Investors may not get back the full amount invested. The Fund's base currency changed from GBP to EUR on 29 November 2019. Prior to 29 November 2019, Fund performance was shown for a GBP share class and from 29 November 2019 it has been shown for a EUR share class. As a result, the Fund's performance prior to 29 November 2019 has been converted to EUR. Therefore the performance shown will differ with the actual performance experienced in the GBP share class.

FUND MANAGER COMMENTS

The Fund had another strong month and outperformed the cash benchmark. In January, leveraged loans posted further gains. The European Leveraged Loan Index registered the best month since January 2023, driven by strong technicals and renewed hopes of waning inflation. Over the month, key contributors included term loans from Refresco, Motor Fuel Group, and Foncia. The European default ratio increased from 1.6% to 1.9%, while the distress ratio fell from 3.96% to 2.80%. January saw the largest refinancing and the second-largest repricing activity in institutional loans on record, as institutional loan issuance reached \$136.1 billion. We expect the default ratio to reach 3.25% in 2024. As more companies come to the market to refinance debt, we expect the average coupon to increase throughout the year. Leveraged loans are still supported by strong technicals, limited supply and a relatively benign default backdrop.

FUND FACTS

Fund size: €30.7m

Inception date: 31 March 2008

Benchmark: 3 Month EURIBOR

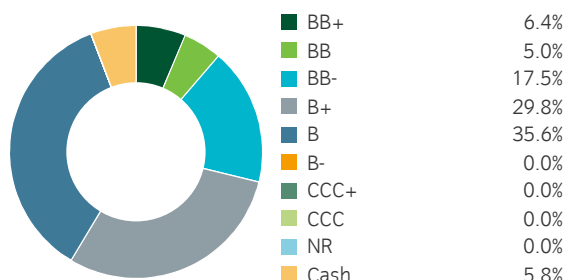
Fund manager: Lorraine Specketer

Target return: Outperform benchmark by 2.5% pa (before tax, fees and expenses). However, a positive return is not guaranteed and a capital loss may occur.


FUND CHARACTERISTICS

	Fund
Weighted average life (years)	2.7
Weighted average discount margin (bp)	382

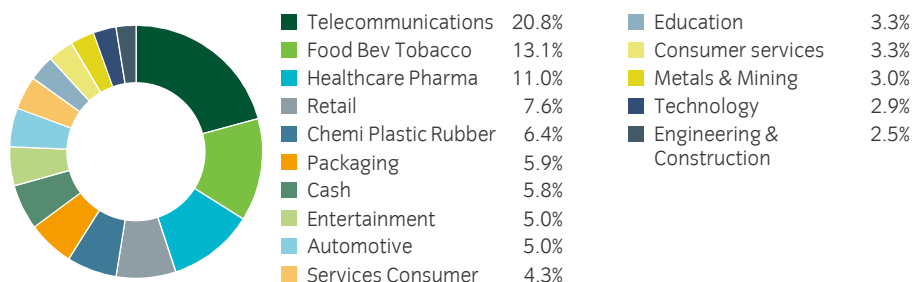
CREDIT RATING



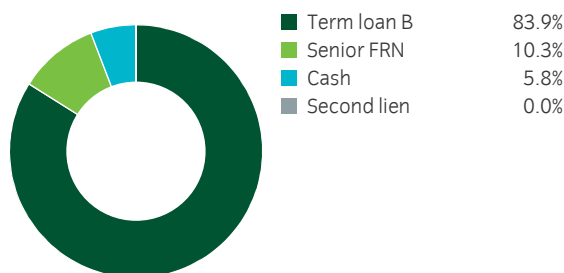
GEOGRAPHY



FUND ALLOCATION



RISK REPAYMENT TYPE



TECHNICAL DETAILS

Legal structure: Qualifying Investor Alternative Investment Fund (QIAIF)

Domicile: Ireland

Share class currencies: Euro, Sterling

Dealing frequency: 15th calendar day or next following Business Day (London) and last Business Day of month

Settlement period: T+7

Pricing method: NAV per Share, which may be subject to an adjustment based on the single swing price adjustment mechanism, as disclosed in the Prospectus

Scheme: LDI Solutions Plus ICAV

Depository: Northern Trust Fiduciary Services (Ireland) Limited

Administrator: Northern Trust International Fund Administration Services (Ireland) Limited

Ongoing charges: 0.09% (represented by share class S Sterling Acc, other share classes are available)



www.insightinvestment.com

The information in this document is general in nature and does not constitute legal, tax, or investment advice. This document may not be used for the purposes of an offer or solicitation to anyone in any jurisdiction in which such offer or solicitation is not authorised or to any person to whom it is unlawful to make such offer or solicitation. Investors are urged to consult their own advisers on the implications of making an investment in, and holding or disposing of shares in the Fund. Portfolio holdings are subject to change, for information only and are not investment recommendations.

- Any losses in the fund will be borne solely by investors in the fund and not by BNY Mellon (including its affiliates); therefore BNY Mellon's losses in the fund will be limited to losses attributable to the ownership interests in the fund held by BNY Mellon and any affiliate in its capacity as an investor in the fund or as beneficiary of a restricted profit interest held by BNY Mellon or any affiliate.
- Ownership interests in the fund are not insured by the FDIC, are not deposits, obligations of, or endorsed or guaranteed in any way, by BNY Mellon. Neither BNY Mellon nor any of its controlled affiliates (which includes the fund's general manager/ managing partner/ investment adviser), may directly or indirectly, guarantee, assume, or otherwise insure the obligations or performance of the fund or of any other covered fund in which the fund invests.
- Investors should read the fund's offering documents before investing in the fund. Information about the role of BNY Mellon, its controlled affiliates, and their employees in sponsoring or providing services to the fund are described in the Volcker Rule section of the offering documents.

Issued by Insight Investment Funds Management Limited, 160 Queen Victoria Street, London EC4V 4LA. Registered in England No. 01835691. Insight Investment Funds Management Limited is authorised and regulated in the UK by the Financial Conduct Authority.