



BROAD OPPORTUNITIES FUND

31 October 2023

FUND OBJECTIVE

The Fund aims to deliver attractive positive long-term returns

FUND SUMMARY

- Based on core principles of diversification, dynamic asset allocation and downside risk management
- Combines actively managed directional risk (aiming to make money when markets go up) with actively managed less directional sources of return (aiming to make money whether markets go up or down)
- Exposure to equity, fixed income, real assets, total return strategies and cash
- Managed by a highly experienced team, with a transparent investment process and proven track record

SHARE CLASS PERFORMANCE (%) (B1 £ Acc share class)

| | 1 month | 3 months | 1 year | 3 years (pa) | 5 years (pa) | 10 years (pa) | Since inception (pa) |
|-----------|---------|----------|--------|--------------|--------------|---------------|----------------------|
| Fund | -1.43 | -4.07 | 0.38 | 1.35 | 1.73 | 2.62 | 3.81 |
| Benchmark | 0.44 | 1.24 | 3.87 | 1.48 | 1.09 | 0.74 | 0.70 |

| | Calendar year returns | | | | | 12-month rolling returns | | | | |
|-----------|-----------------------|-------|------|-------|-------|--------------------------|-----------|-----------|-----------|-----------|
| | 2022 | 2021 | 2020 | 2019 | 2018 | 2022-2023 | 2021-2022 | 2020-2021 | 2019-2020 | 2018-2019 |
| Fund | -9.21 | 7.53 | 0.18 | 13.13 | -4.99 | 0.38 | -8.62 | 13.51 | -4.29 | 9.36 |
| Benchmark | 1.03 | -0.02 | 0.17 | 0.68 | 0.60 | 3.87 | 0.66 | -0.05 | 0.29 | 0.70 |

Past performance is not indicative of future results. Investment in any strategy involves a risk of loss which may partly be due to exchange rate fluctuations. The performance results shown, whether net or gross of investment management fees, reflect the reinvestment of dividends and/or income and other earnings. Any gross of fees performance does not include fees and charges and these can have a material detrimental effect on the performance of an investment.

Source: Insight Investment and Rimes. Fund performance is shown for share class B1 £ Acc and is calculated as total return, including reinvested income, gross of fees and expenses. Gross of fees performance results do not reflect the deduction of charges, which will reduce investors' returns. Benchmark performance shown is for SONIA 90 days compounded (previously 3 Month Sterling Libid until 1 October 2021). Performance for periods over one year is annualised. Past performance is not a guide to future performance. The value of investments and any income from them will fluctuate and is not guaranteed (this may be partly due to exchange rate fluctuations). Investors may not get back the full amount invested. Investors must read all performance information alongside the full performance information in the KIID.

FUND MANAGER COMMENTS

A continued sell-off in global bond markets had a negative impact on broader asset markets, making for a difficult month in October. Against this backdrop the fund generated a negative return. Our broad equity exposures were the largest detractor, driven by positions in the US. In fixed income, our government bond holdings were a negative, but our low duration helped to minimise losses. The higher yields generated in investment grade credit and high yield mitigated losses from those exposures. Infrastructure prices declined given their interest rate sensitivity, and commodity positions had a mixed performance. Within our alternative positions, gains from currency and commodity trades were offset by option-based strategies. With the environment still challenging, we focused on adding alternative strategies, including relative value trades and dividend futures. We also added positions designed to benefit from laggard equity markets that we believe could perform better in a year end rally.

FUND FACTS

Fund size: £1.7bn

Inception date: 7 September 2009

Benchmark: SONIA (90 day compounded)

Fund manager: Matthew Merritt and Multi-Asset Strategy team

Target return: The Fund seeks to generate returns of 90 days compounded SONIA + 4.5% gross of fees over an annualised five year period, whilst being mindful of the Investment Objective.

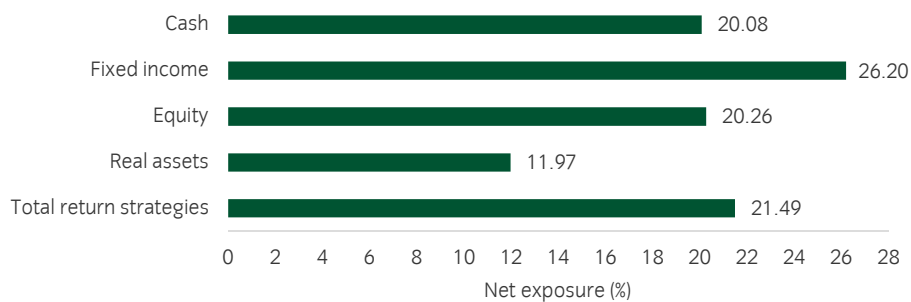
5 YEAR ANNUALISED GROSS PERFORMANCE (%)

Fund: 1.73

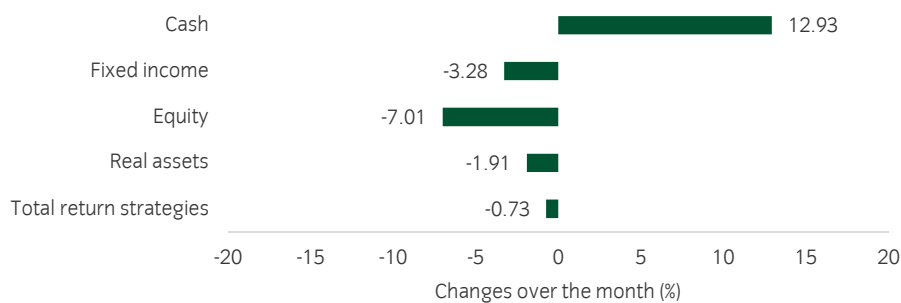
Cash +450 bps: 5.59

The Fund returns are shown before fees, as specified in the prospectus.

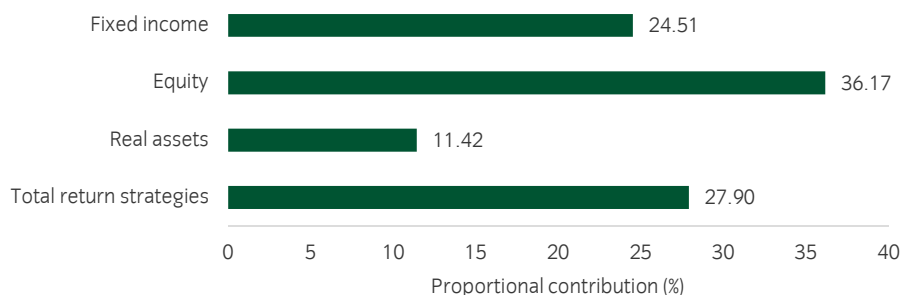
FUND ALLOCATION



FUND ACTIVITY



CONTRIBUTORS TO FUND RETURN (gross, since inception)



TECHNICAL DETAILS

Legal structure: Open Ended Investment Company (UCITS)

Domicile: Ireland

Share class currencies: Sterling, Euro, US dollar, Japanese yen

Dealing frequency: Daily, Midday (Irish time)

Settlement period: T+3

Pricing method: Swinging single price

Scheme: Absolute Insight Funds plc

Depository: State Street Custodial Services (Ireland) Limited

Administrator: State Street Fund Services (Ireland) Limited

Ongoing charges: 0.65% (represented by share class B1 Sterling, other share classes are available)



www.insightinvestment.com

This document is not a contractually binding document and does not constitute legal, tax, or investment advice. It must not be used for the purposes of an offer or solicitation to anyone in any jurisdiction. Prospective investors are referred to the Fund's prospectus and Key Investor Information Document (KIID) for a full list of applicable risks, investor rights, KIID risk profile, financial and non-financial investment terms. The latest Report & Accounts, Prospectus and the KIID can be found at www.insightinvestment.com within the Tools and Resources: Fund literature and Prices section. Investors are urged to consult their own advisers on the implications of making any investment. Do not base any final investment decisions on this document alone. Portfolio holdings are subject to change, for information only and are not investment recommendations. Unless otherwise stated, the source of information and any view and opinions are those of Insight Investment. In Austria, the current Prospectus and the KIID are available free of charge from Société Générale, Vienna Branch, Prinz-Eugen-Straße 32, A-1040 Wien. In Germany, the KIID, prospectus, articles and latest annual report are available free of charge in hardcopy from the paying agent, Société Générale, Zweigniederlassung Frankfurt, Mainzer Landstraße 36, D-60325 Frankfurt. In Luxembourg, the KIID, prospectus, articles and latest annual report are available free of charge from the paying agent, State Street Bank Luxembourg S.A, 47-49 avenue J F Kennedy, L-1855 Luxembourg. In Sweden, the KIID, prospectus, articles and latest annual report are available free of charge from the paying agent, Skandinaviska Enskilda Banken AB (publ), Global Transaction Services, ST MH1, SE – 106 40 Stockholm. In Switzerland, the KIID, prospectus, articles and latest annual report are available free of charge from Carnegie Fund Services S.A., 11, rue du Général-Dufour, 1204 Geneva. Issued by Insight Investment Funds Management Limited (IIFML), 160 Queen Victoria Street, London EC4V 4LA. In France, the KIID, prospectus, articles and latest annual report are available free of charge from Société Générale, Tour Granite, 75886, Paris, Cedex 18. Registered in England No. 01835691. IIFML is authorised and regulated in the UK by the Financial Conduct Authority.