

FOR PROFESSIONAL INVESTORS ONLY. FOR A FULL LIST OF APPLICABLE RISKS, INVESTORS SHOULD REFER TO THE PROSPECTUS OR OTHER OFFERING DOCUMENTS.



SECURED FINANCE FUND

30 November 2023

FUND OBJECTIVE

The Fund seeks to produce an annual interest based return

FUND SUMMARY

- Invests primarily in debt, loan and structured financial instruments including asset-backed securities (ABS), collateralised loan obligations (CLOs) and securities that give exposure to supply chain finance
- Seeks to add value through investment in both public and private secured finance markets and may have exposure to sub-investment grade investments
- Rigorous, disciplined and proven investment process bringing together the best ideas from Insight's dedicated Secured Finance Team

SHARE CLASS PERFORMANCE (%)

| | 1 month | 3 months | 1 year | 3 years (pa) | 5 years (pa) | Since inception (pa) |
|-----------|---------|----------|--------|--------------|--------------|----------------------|
| Fund | 1.02 | 1.15 | 9.17 | 5.15 | 3.86 | 4.29 |
| Benchmark | 0.43 | 1.32 | 4.59 | 1.91 | 1.38 | 1.02 |

| | Calendar year returns | | | | | 12-month rolling returns | | | | |
|-----------|-----------------------|------|------|------|------|--------------------------|-----------|-----------|-----------|-----------|
| | 2022 | 2021 | 2020 | 2019 | 2018 | 2022-2023 | 2021-2022 | 2020-2021 | 2019-2020 | 2018-2019 |
| Fund | 0.52 | 5.83 | 0.37 | 5.20 | 2.59 | 9.17 | -0.00 | 6.48 | -0.04 | 3.97 |
| Benchmark | 1.42 | 0.06 | 0.29 | 0.80 | 0.72 | 4.59 | 1.15 | 0.05 | 0.36 | 0.81 |

Source: Insight Investment and Rimes. Fund performance is shown for share class A £ Acc and is calculated as total return, including reinvested income, gross of fees and expenses. Gross of fees performance results do not reflect the deduction of charges, which will reduce investors' returns. Benchmark performance shown is for SONIA (previously benchmarked against 3-Month GBP LIBOR until 31st December 2020). Performance for periods over one year is annualised. Past performance is not a guide to future performance. The value of investments and any income from them will fluctuate and is not guaranteed (this may be partly due to exchange rate fluctuations). Investors may not get back the full amount invested.

FUND MANAGER COMMENTS

The Fund outperformed its cash benchmark in November. Risk assets rallied on hopes of a shift in monetary policy. European structured credit performed strongly, remaining the highest yielding investment grade credit asset class. Gains were broad based but higher beta classes down the capital structure, including BBB rated collateralised loan obligations, outperformed. Investors absorbed robust supply in Europe and Australia. Elevated subscription levels posed difficulties in obtaining meaningful allocations, especially in the mezzanine space. US structured credit saw strong supply. Most deals were oversubscribed. Spreads across AAA rated assets tightened but the BBB rated space saw spread widening. Delinquencies rose but deterioration flattened or declined, depending on the cohort. Asset-backed securities (ABS) remain supported by tighter lending standards, declining inflation, wage growth and resilient ABS structures. Performance was broad-based and largely driven by carry.

FUND FACTS

Fund size: £999.5m

Inception date: 31 March 2015

Benchmark: SONIA

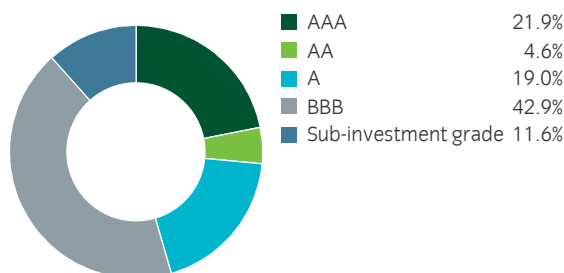
Fund managers: Shaheer Guirguis, Jason Cameron, Jeremy Deacon

Target return: Outperform benchmark by 4% pa (before tax, fees and charges) over rolling three year periods. However, a positive return is not guaranteed and a capital loss may occur.

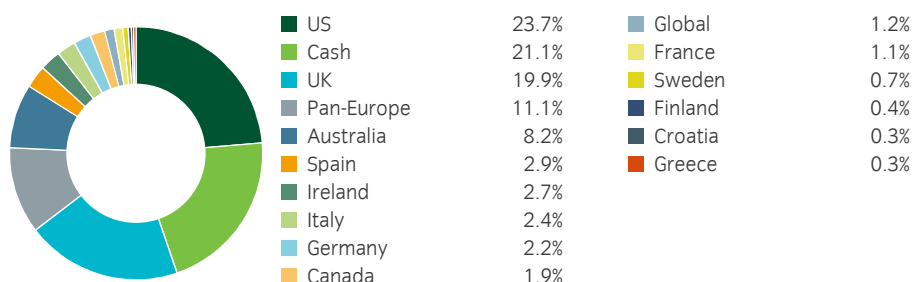
FUND CHARACTERISTICS

| | Fund |
|---|-------|
| Yield (%) | 10.21 |
| Weighted average life (years) | 2.6 |
| Weighted Average Discount Margin (Assets) vs Sonia (bp) | 638 |
| Weighted Average Discount Margin (Fund) vs Sonia (bp) | 502 |

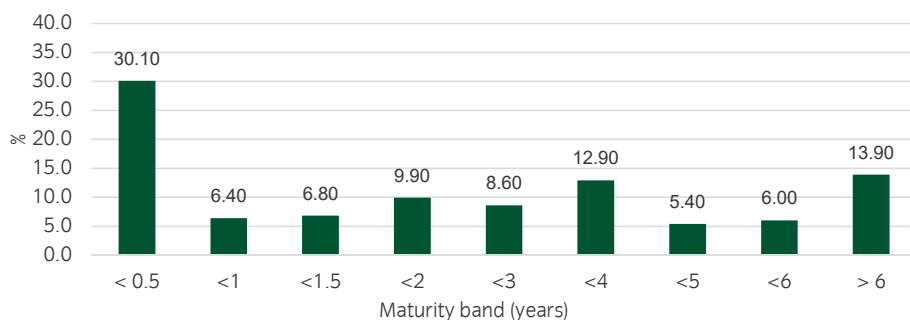
CREDIT RATING



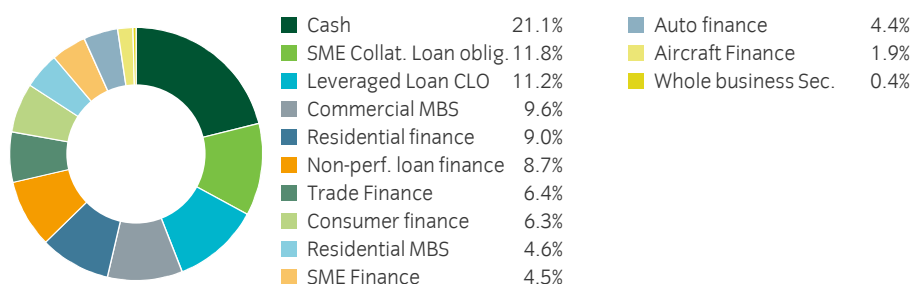
GEOGRAPHY



MATURITY PROFILE



FUND ALLOCATION



TECHNICAL DETAILS

Legal structure: Qualifying Investor Alternative Investment Fund (QIAIF)

Domicile: Ireland

Share class currencies: Sterling, Euro

Dealing frequency: Subscriptions: Monthly - last business day of calendar month by 5pm (Irish Time), Redemptions: Quarterly - last business day of quarter by 5pm (Irish Time)

Settlement period: Purchases: T+4, Redemptions: T+15

Pricing method: NAV per Share, which may be subject to an adjustment based on the single swing price adjustment mechanism, as disclosed in the Prospectus

Scheme: LDI Solutions Plus ICAV

Depository: Northern Trust Fiduciary Services (Ireland) Limited

Administrator: Northern Trust International Fund Administration Services (Ireland) Limited

Ongoing charges: 0.61% (represented by share class B Euro Accumulation, other share classes are available)



www.insightinvestment.com

The information in this document is general in nature and does not constitute legal, tax, or investment advice. This document may not be used for the purposes of an offer or solicitation to anyone in any jurisdiction in which such offer or solicitation is not authorised or to any person to whom it is unlawful to make such offer or solicitation. Investors are urged to consult their own advisers on the implications of making an investment in, and holding or disposing of shares in the Fund. Portfolio holdings are subject to change, for information only and are not investment recommendations.

- Any losses in the fund will be borne solely by investors in the fund and not by BNY Mellon (including its affiliates); therefore BNY Mellon's losses in the fund will be limited to losses attributable to the ownership interests in the fund held by BNY Mellon and any affiliate in its capacity as an investor in the fund or as beneficiary of a restricted profit interest held by BNY Mellon or any affiliate.
- Ownership interests in the fund are not insured by the FDIC, are not deposits, obligations of, or endorsed or guaranteed in any way, by BNY Mellon. Neither BNY Mellon nor any of its controlled affiliates (which includes the fund's general manager/ managing partner/ investment adviser), may directly or indirectly, guarantee, assume, or otherwise insure the obligations or performance of the fund or of any other covered fund in which the fund invests.
- Investors should read the fund's offering documents before investing in the fund. Information about the role of BNY Mellon, its controlled affiliates, and their employees in sponsoring or providing services to the fund are described in the Volcker Rule section of the offering documents.

Issued by Insight Investment Funds Management Limited, 160 Queen Victoria Street, London EC4V 4LA. Registered in England No. 01835691. Insight Investment Funds Management Limited is authorised and regulated in the UK by the Financial Conduct Authority.