

FOR PROFESSIONAL INVESTORS ONLY. FOR A FULL LIST OF APPLICABLE RISKS, INVESTORS SHOULD REFER TO THE PROSPECTUS OR OTHER OFFERING DOCUMENTS.



BROAD OPPORTUNITIES FUND

31 July 2025

FUND OBJECTIVE

The Fund aims to deliver attractive positive long-term returns

FUND SUMMARY

- Based on core principles of diversification, dynamic asset allocation and downside risk management
- Combines actively managed directional risk (aiming to make money when markets go up) with actively managed less directional sources of return (aiming to make money whether markets go up or down)
- Exposure to equity, fixed income, real assets, total return strategies and cash
- Managed by a highly experienced team, with a transparent investment process and proven track record

SHARE CLASS PERFORMANCE (%) (B1 £ Acc share class)

	1 month	3 months	1 year	3 years (pa)	5 years (pa)	10 years (pa)	Since inception (pa)
Fund	0.99	4.59	-0.93	3.27	3.22	2.79	4.19
Benchmark	0.36	1.09	4.74	4.30	2.60	1.52	1.16

	Calendar year returns					12-month rolling returns				
	2024	2023	2022	2021	2020	2024-2025	2023-2024	2022-2023	2021-2022	2020-2021
Fund	6.63	5.92	-9.21	7.53	0.18	-0.93	9.59	1.44	-4.53	11.44
Benchmark	5.19	4.34	1.03	-0.02	0.17	4.74	5.18	2.98	0.29	-0.06

Past performance is not indicative of future results. Investment in any strategy involves a risk of loss which may partly be due to exchange rate fluctuations. The performance results shown, whether net or gross of investment management fees, reflect the reinvestment of dividends and/or income and other earnings. Any gross of fees performance does not include fees and charges and these can have a material detrimental effect on the performance of an investment.

Source: Insight Investment and Rimes. Fund performance is shown for share class B1 £ Acc and is calculated as total return, including reinvested income, gross of fees and expenses. Gross of fees performance results do not reflect the deduction of charges, which will reduce investors' returns. Benchmark performance shown is for SONIA 90 days compounded (previously 3 Month Sterling Libid until 1 October 2021). Performance for periods over one year is annualised. Past performance is not a guide to future performance. The value of investments and any income from them will fluctuate and is not guaranteed (this may be partly due to exchange rate fluctuations). Investors may not get back the full amount invested. Investors must read all performance information alongside the full performance information in the KIID.

FUND MANAGER COMMENTS

Economic resilience continued to outweigh the destabilising effects of policy uncertainty through much of July, supporting a steady upward grind in risk assets. Against this backdrop, the portfolio delivered a solid return. Equities led performance, and our tilt toward cyclical and secular growth, especially in US and Asian equities, proved advantageous. Fixed income contributed through high yield, emerging market debt, and convertibles, though rising yields detracted from government bond exposure. Infrastructure added modestly, while commodities were flat. Total return strategies were mixed, with gains from option-based trades offset by weaker defensive and relative value positions. We increased our equity exposure and trimmed duration to capture cyclical momentum. New option and relative value trades were added, while existing ones were restructured, aiming for better risk-reward profiles. Activity focused on seeking tactical opportunities while maintaining portfolio resilience.

FUND FACTS

Fund size: £1.0bn

Inception date: 7 September 2009

Benchmark: SONIA (90 day compounded)

Fund managers: Matthew Merritt, Multi-Asset Strategy team

Target return: The Fund seeks to generate returns of 90 days compounded SONIA + 4.5% gross of fees over an annualised five year period, whilst being mindful of the Investment Objective.

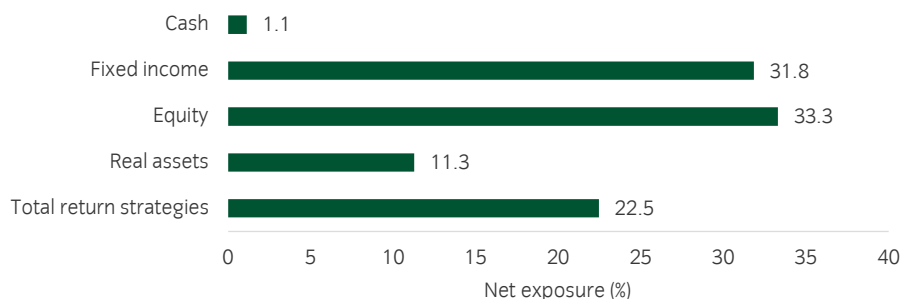
5 YEAR ANNUALISED GROSS PERFORMANCE (%)

Fund: 3.22

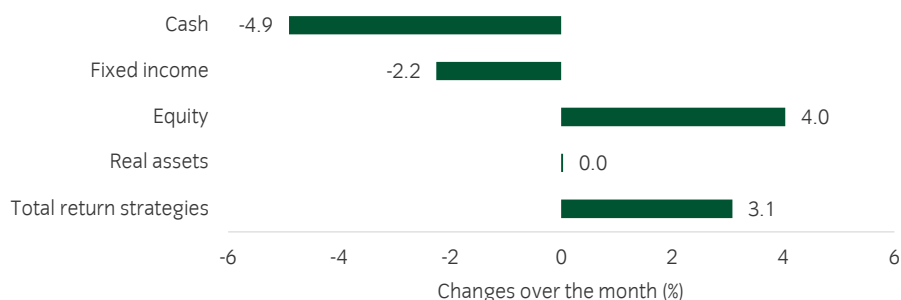
Cash +450 bps: 7.10

The Fund returns are shown before fees, as specified in the prospectus.

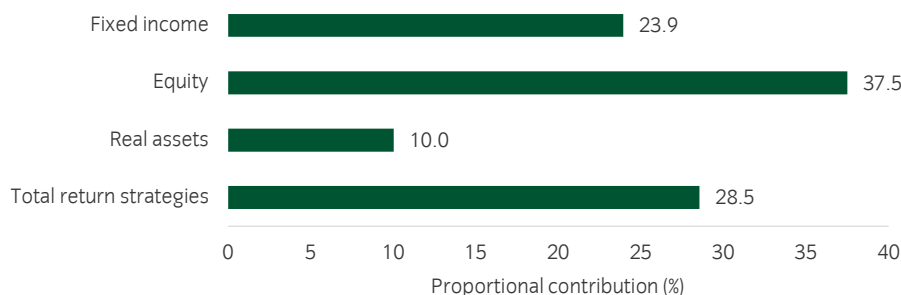
FUND ALLOCATION



FUND ACTIVITY



CONTRIBUTORS TO FUND RETURN (gross, since inception)



TECHNICAL DETAILS

Legal structure: Open Ended Investment Company (UCITS)

Domicile: Ireland

Share class currencies: Sterling, Euro, US dollar, Japanese yen

Dealing frequency: Daily, Midday (Irish time)

Settlement period: T+2

Pricing method: Swinging single price

Scheme: Absolute Insight Funds plc

Depository: State Street Custodial Services (Ireland) Limited

Administrator: State Street Fund Services (Ireland) Limited

Ongoing charges: 0.64% (represented by share class B1 Sterling, other share classes are available)



www.insightinvestment.com

This document is a financial promotion/marketing communication and is not investment advice. This document is not a contractually binding document and must not be used for the purpose of an offer or solicitation in any jurisdiction or in any circumstances in which such offer or solicitation is unlawful or otherwise not permitted. This document should not be duplicated, amended or forwarded to a third party without consent from Insight Investment. Insight does not provide tax or legal advice to its clients and all investors are strongly urged to seek professional advice regarding any potential strategy or investment. Prospective investors are referred to the Fund's prospectus and Key Investor Information Document (KIID) for a full list of applicable risks, investor rights, risk profile, financial and non-financial investment terms. The latest Report & Accounts, Prospectus and KIID / KID can be found on the relevant country website at <http://www.insightinvestment.com> within the Prices section. Do not base any final investment decisions on this document alone. Portfolio holdings are subject to change, for information only and are not investment recommendations. Unless otherwise stated, the source of information and any view and opinions are those of Insight Investment. For clients and prospects of Insight Investment Management (Global) Limited: Issued by Insight Investment Management (Global) Limited. Registered office 160 Queen Victoria Street, London EC4V 4LA. Registered in England and Wales. Registered number 00827982. Authorised and regulated by the Financial Conduct Authority. FCA Firm reference number 119308. For clients and prospects of Insight Investment Management (Europe) Limited: Issued by Insight Investment Management (Europe) Limited. Registered office Riverside Two, 43-49 Sir John Rogerson's Quay, Dublin, D02 KV60. Registered in Ireland. Registered number 581405. Insight Investment Management (Europe) Limited is regulated by the Central Bank of Ireland. CBI reference number C154503.