



HIGH GRADE ABS

30 June 2024

FUND OBJECTIVE

The Fund seeks to produce an interest rate based return, primarily through investment in a portfolio of asset-backed securities (ABS) and corporate floating rate notes (FRNs)

FUND SUMMARY

- Actively managed to aim to deliver positive absolute returns in excess of a cash benchmark
- Aims to add value principally through AAA and AA rated securities, with a bias to prime residential mortgage-backed securities
- Rigorous, disciplined investment process aiming to deliver precision and diversification
- The Fund was previously named the LIBOR Plus Fund. It was renamed the High Grade ABS Fund on 2 January 2020.

SHARE CLASS PERFORMANCE (%) (S € Acc share class)

	1 month	3 months	1 year	3 years (pa)	5 years (pa)	Since inception (pa)
Fund	0.41	1.44	6.03	1.47	1.36	1.81
Benchmark	0.31	0.98	3.95	1.64	0.79	0.29

	Calendar year returns					12-month rolling returns				
	2023	2022	2021	2020	2019	2023-2024	2022-2023	2021-2022	2020-2021	2019-2020
Fund	5.17	-3.84	1.20	0.59	1.85	6.03	0.67	-2.11	2.82	-0.43
Benchmark	3.43	-0.15	-0.57	-0.49	-0.36	3.95	1.61	-0.58	-0.55	-0.43

Source: Insight Investment and Rimes. Fund performance is shown for share class S € Acc (performance start date 05/09/2013) and is calculated as total return, including reinvested income, gross of fees and expenses. Benchmark performance shown is for 1-month ESTER (previously 3-Month EURIBOR until 1st January 2020). Benchmark used is the share class currency equivalent of SONIA. Gross of fees performance results do not reflect the deduction of charges, which will reduce investors' returns. Performance for periods over one year is annualised. Past performance is not a guide to future performance. Please note the value of investments and any income from them will fluctuate and is not guaranteed (this may be partly due to exchange rate fluctuations). Investors may not get back the full amount invested. Investors must read all performance information alongside the full performance information in the KIID.

FUND MANAGER COMMENTS

The Fund outperformed its cash benchmark in June, ending with a 76% weighting to AAA rated assets. US equities and credit outperformed peers against political turmoil in France and rate cuts in Europe and Canada. European structured credit performed well, due to a combination of carry and broad-based spread tightening. Robust supply across jurisdictions, sectors and ratings was absorbed, as deals were oversubscribed. Issuance is on track to register one of the strongest years since the Global Financial Crisis. Calls, maturities, repayments, and pool liquidations are near record highs, resulting in limited net growth. Inflows continued to help spreads. US structured credit saw elevated secondary activity, as money managers rotated out of AAA rated paper. Short senior spreads widened marginally, while those on BBB rated assets tightened. Performance was driven by carry. Investment activity focused on consumer risk in Europe and the UK.

FUND FACTS

Fund size: £2.8bn (€3.3bn)

Inception date: 31 March 2011

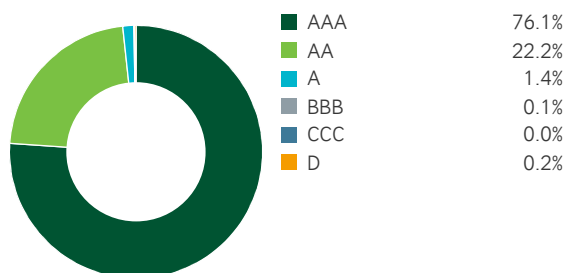
Benchmark: 1 Month ESTER

Fund managers: Oliver Waite, Shaheer Guirguis, Tristan Teoh


FUND CHARACTERISTICS

	Fund
Yield (%)	4.82
Weighted average life (years)	2.4
Weighted Average Discount Margin vs €STR (bp)	116

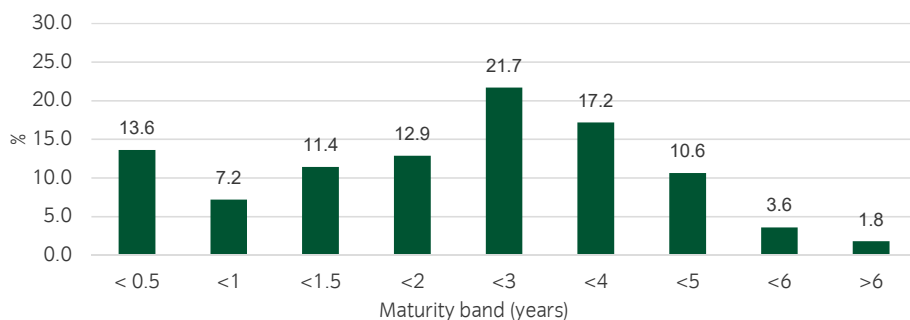
CREDIT RATING



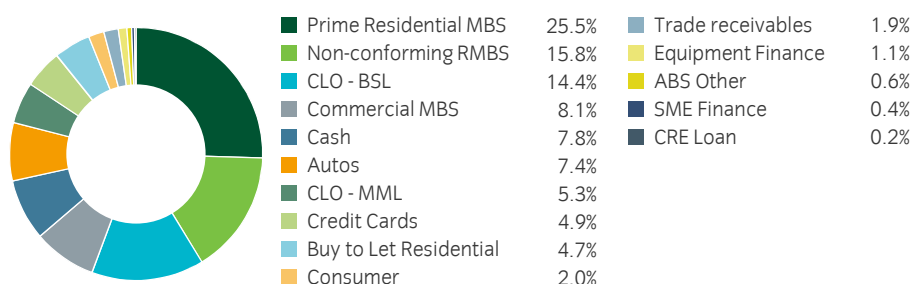
GEOGRAPHY



MATURITY PROFILE



FUND ALLOCATION



TECHNICAL DETAILS

Legal structure: Open Ended Investment Company (UCITS)

Domicile: Ireland

Share class currencies: Sterling, Euro

Dealing frequency: Daily, Midday

Settlement period: T+3

Pricing method: Swinging single price

Scheme: Insight Global Funds II plc

Depository: Northern Trust Fiduciary Services (Ireland) Limited

Administrator: Northern Trust International Fund Administration Services (Ireland) Limited

Ongoing charges: 0.59% (represented by share class A Euro, other share classes are available)



www.insightinvestment.com

This document is not a contractually binding document and does not constitute legal, tax, or investment advice. It must not be used for the purposes of an offer or solicitation to anyone in any jurisdiction. Prospective investors are referred to the Fund's' prospectus and Key Investor Information Document (KIID) for a full list of applicable risks, investor rights, KIID risk profile, financial and non-financial investment terms. The latest Report & Accounts, Prospectus and the KIID can be found at www.insightinvestment.com within the Tools and Resources: Fund literature and Prices section. Investors are urged to consult their own advisers on the implications of making any investment. Do not base any final investment decisions on this document alone. Portfolio holdings are subject to change, for information only and are not investment recommendations. Unless otherwise stated, the source of information and any view and opinions are those of Insight Investment. In Austria, the current Prospectus and the KIID are available free of charge from Société Générale, Vienna Branch, Prinz-Eugen-Straße 32, A-1040 Wien. In Germany, the KIID, prospectus, articles and latest annual report are available free of charge in hardcopy from the paying agent, Société Générale, Zweigniederlassung Frankfurt, Mainzer Landstraße 36, D-60325 Frankfurt. In Luxembourg, the KIID, prospectus, articles and latest annual report are available free of charge from the paying agent, State Street Bank Luxembourg S.A, 47-49 avenue J F Kennedy, L-1855 Luxembourg. In Sweden, the KIID, prospectus, articles and latest annual report are available free of charge from the paying agent, Skandinaviska Enskilda Banken AB (publ), Global Transaction Services, ST MH1, SE – 106 40 Stockholm. In Switzerland, the KIID, prospectus, articles and latest annual report are available free of charge from Carnegie Fund Services S.A., 11, rue du Général-Dufour, 1204 Geneva. Issued by Insight Investment Funds Management Limited (IIFML), 160 Queen Victoria Street, London EC4V 4LA.. IIFML is authorised and regulated in the UK by the Financial Conduct Authority.