

BONDS PLUS 400 FUND



31 May 2019

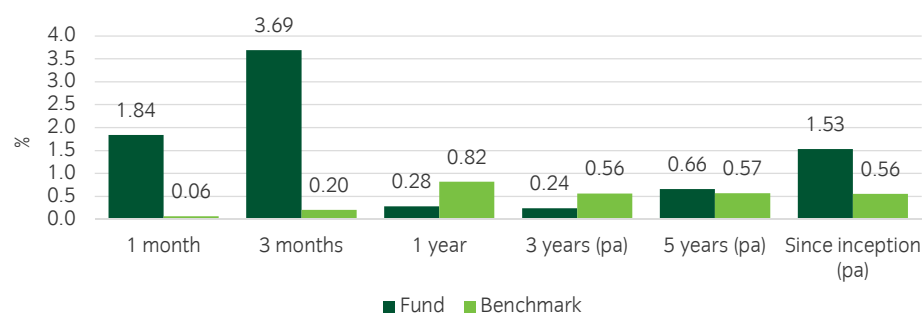
FUND OBJECTIVE

The Fund seeks to deliver an annualised return, gross of all fees and expenses, that is at least 4% above the return provided by the Fund's benchmark. However, a positive return is not guaranteed and a capital loss may occur

FUND SUMMARY

- Actively managed to aim to deliver positive absolute returns in excess of a cash benchmark
- Invests primarily in fixed income securities and currencies, either directly or via derivatives, to express views on the direction of global bond and currency markets
- Seeks to add value through a diversified portfolio incorporating positions in global bond and currency markets; aims to achieve attractive risk-adjusted returns in all market conditions
- Rigorous and disciplined investment process bringing together the 'best ideas' from a large team of fixed income and currency specialists

SHARE CLASS PERFORMANCE (S £ Acc share class)



Source: Insight Investment and Rimes. Fund performance is shown for share class S £ Acc which was launched on 7 March 2013 and is calculated as total return, including reinvested income, gross of fees and expenses. Gross of fees performance results do not reflect the deduction of charges, which will reduce investors' returns. Benchmark performance shown is for 3 Month Sterling Libor. Past performance is not indicative of future results. Investment in any strategy involves a risk of loss which may partly be due to exchange rate fluctuations.

FUND MANAGER COMMENTS

The Fund generated a positive return, outperforming its benchmark. Our interest rate strategies, in aggregate, had a positive effect. Country allocation was the largest positive contributor as our long US versus short Germany position benefitted from a decline in US Treasury yields. Duration was another positive due to our unhedged long position in 30-year US real yields and our short position in Italian government bonds. Our three yield curve flattener positions – in Italy, the US and Germany were also positive. However, our US 'break-even' inflation trade was a negative. Our credit strategies, in aggregate, were also positive. Our positions in European mezzanine asset-backed securities, local currency emerging market bonds, and high yield bonds and loans all generated small positive returns. However, our long position in investment grade credit was a negative. Finally, our (low-risk) currency positions had a slightly positive effect.

FUND FACTS

Fund size: £1.3bn

Inception date: 7 March 2013

Benchmark: 3 Month LIBOR

Fund manager: Andrew Wickham

Target return: Outperform benchmark by 4% pa (before tax, fees and expenses) over rolling three year periods. However, a positive return is not guaranteed and a capital loss may occur.

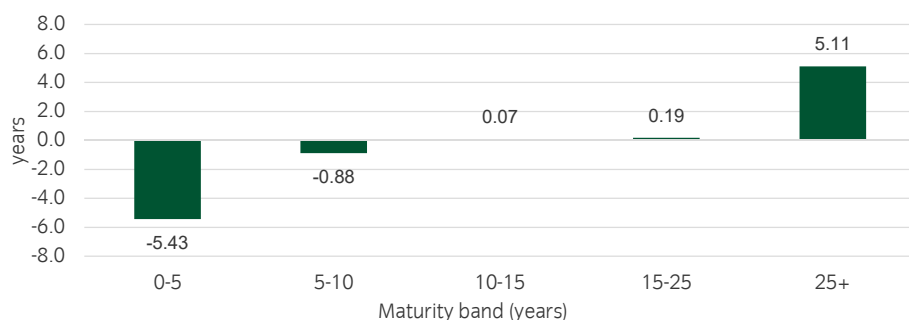
FUND CHARACTERISTICS

	Fund
Yield (%)	-0.62
Duration (years)	-0.9
Index linked duration (years)	7.6
Spread duration (years)	1.3

DURATION EXPOSURE BY CURRENCY

(years)	Fund
Sterling	0.3
US dollar	7.1
Euro	-8.3
Other	0.0
Total	-0.9

DURATION EXPOSURE BY MATURITY

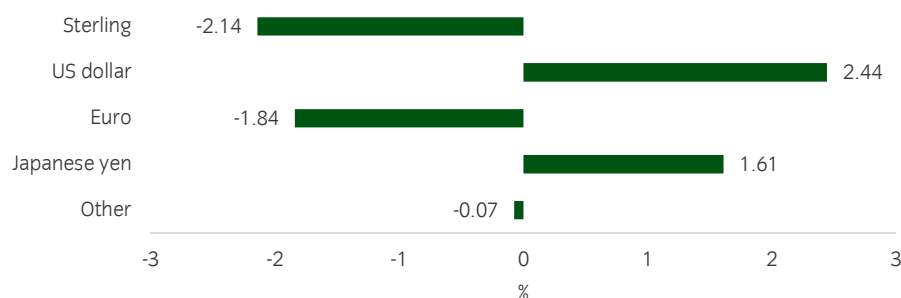


CREDIT AND EMERGING MARKET EXPOSURE

	Fund
Investment grade ¹	0.78 yrs
High yield ¹	0.54 yrs
Loans ²	7.1%
Emerging market debt ²	17.8%
Asset-backed securities ²	14.5%

¹Spread Duration Contribution ²Percentage Allocation

RELATIVE CURRENCY EXPOSURES



TECHNICAL DETAILS

Legal structure: Qualifying Investor Alternative Investment Fund (QIAIF)

Domicile: Ireland

Share class currencies: Sterling, Euro

Dealing frequency: Every business day, 12pm

Settlement period: T+3

Pricing method: Swinging single price

Scheme: LDI Solutions Plus ICAV

Depository: Northern Trust Fiduciary Services (Ireland) Limited

Administrator: Northern Trust International Fund Administration Services (Ireland) Limited

Ongoing charges: 1.05% (represented by share class B2 sterling, other share classes are available)



www.insightinvestment.com

The value of investments and any income from them will fluctuate and is not guaranteed (this may be partly due to exchange rate fluctuations). Investors may not get back the full amount invested. The information in this document is general in nature and does not constitute legal, tax, or investment advice. This document may not be used for the purposes of an offer or solicitation to anyone in any jurisdiction in which such offer or solicitation is not authorised or to any person to whom it is unlawful to make such offer or solicitation. Investors are urged to consult their own advisers on the implications of making an investment in, and holding or disposing of shares in the Fund.

- Any losses in the fund will be borne solely by investors in the fund and not by BNY Mellon (including its affiliates); therefore BNY Mellon's losses in the fund will be limited to losses attributable to the ownership interests in the fund held by BNY Mellon and any affiliate in its capacity as an investor in the fund or as beneficiary of a restricted profit interest held by BNY Mellon or any affiliate.
- Ownership interests in the fund are not insured by the FDIC, are not deposits, obligations of, or endorsed or guaranteed in any way, by BNY Mellon. Neither BNY Mellon nor any of its controlled affiliates (which includes the fund's general manager/ managing partner/ investment adviser), may directly or indirectly, guarantee, assume, or otherwise insure the obligations or performance of the fund or of any other covered fund in which the fund invests.
- Investors should read the fund's offering documents before investing in the fund. Information about the role of BNY Mellon, its controlled affiliates, and their employees in sponsoring or providing services to the fund are described in the Volcker Rule section of the offering documents.

Issued by Insight Investment Funds Management Limited, 160 Queen Victoria Street, London EC4V 4LA. Registered in England No. 01835691. Insight Investment Funds Management Limited is authorised and regulated in the UK by the Financial Conduct Authority.