



GLOBAL ABS

31 May 2021

FUND OBJECTIVE

The Fund seeks to produce a return for shareholders, generated from income and capital appreciation

FUND SUMMARY

- Actively managed to aim to deliver positive absolute returns in excess of a cash benchmark
- Aims to add value principally through A rated securities
- Invests with a bias to global opportunities senior in the capital structure
- Rigorous, disciplined investment process aiming to deliver precision and diversification

FUND FACTS

Fund size: £2.7bn

Inception date: 10 May 2018

Benchmark: 1 Month SONIA

Fund managers: Pritesh Solanki, Shaheer Guirguis

FUND CHARACTERISTICS

	Fund
Yield (%)	1.65
Weighted average life (years)	3.4
Weighted Average Discount Margin (Assets) vs Sonia (bp)	185
Weighted Average Discount Margin (Fund) vs Sonia (bp)	160

SHARE CLASS PERFORMANCE (S £ Acc share class)

	1 month	3 months	Year to Date	1 year	3 years (pa)	Since inception (pa)
Fund	0.21	0.71	2.15	5.80	1.39	1.37
Benchmark	0.00	0.01	0.02	0.05	0.50	0.49

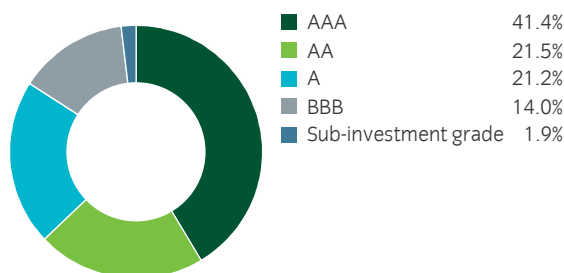
	Calendar year returns					12-month rolling returns				
	2020	2019	2018	2017	2016	2020-2021	2019-2020	2018-2019	2017-2018	2016-2017
Fund	-1.32	2.82	-	-	-	5.80	-3.16	1.72	-	-
Benchmark	0.19	0.80	-	-	-	0.05	0.62	0.82	-	-

Source: Insight Investment and Rimes. All performance is annualised. Fund performance is unit price performance and is calculated in Sterling as total return, including reinvested income, gross of fees and expenses. Gross of fees performance results do not reflect the deduction of charges, which will reduce investors' returns. Benchmark performance shown is for 1-month SONIA (previously 3-Month GBP LIBOR until 1st January 2020). Performance for periods over one year is annualised. Past performance is not a guide to future performance. The value of investments and any income from them will fluctuate and is not guaranteed (this may be partly due to exchange rate fluctuations). Investors may not get back the full amount invested.

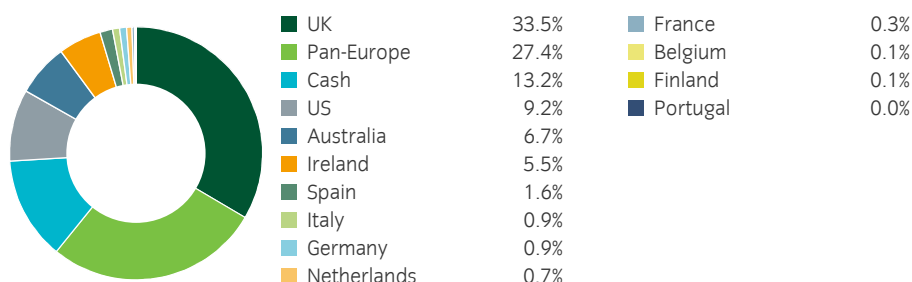
FUND MANAGER COMMENTS

The Fund outperformed its cash benchmark in May, ending the month with a running yield of 160bp ahead of one-month sterling SONIA and a 41% weighting to cash and AAA-rated assets. It was another strong month for risk assets despite inflation concerns. The European structured credit market performed well, with the best-performing assets those that were higher beta, down in credit (both from a sector and tranche perspective) and where supply was most constrained. Collateralised loan obligations (CLOs) also did well. There was high issuance from several European structured credit sectors although demand surpassed available supply. The US structured credit market also performed well, as the credit curve flattened. Esoteric areas of the asset-backed securities market did well, as did middle-market CLOs. The long-term strategic value of the asset class remains strong: the holdings are all highly rated; the market has a supply/demand imbalance; and forecast returns are relatively attractive.

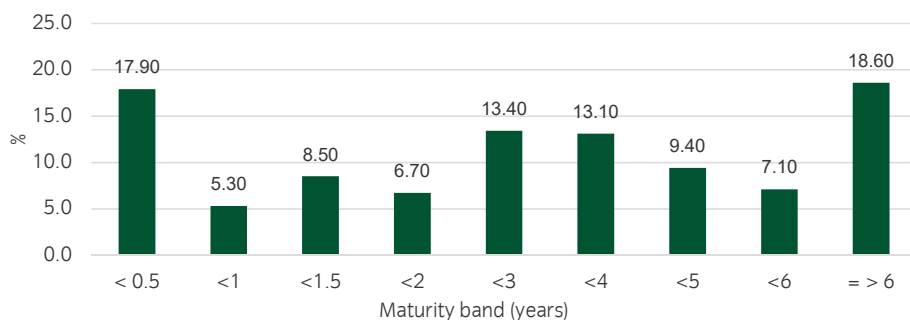
CREDIT RATING



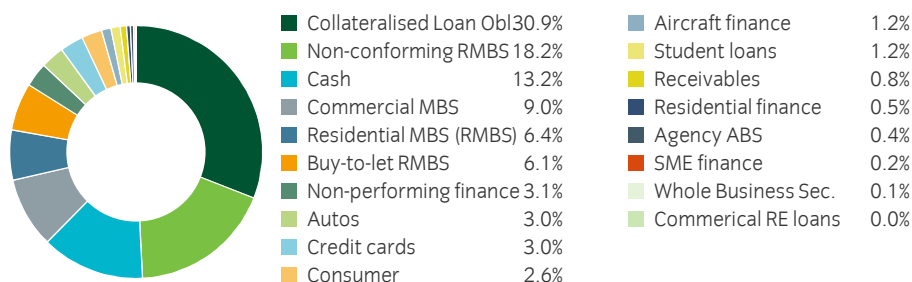
GEOGRAPHY



MATURITY PROFILE



FUND ALLOCATION



TECHNICAL DETAILS

Legal structure: Qualifying Investor Alternative Investment Fund (QIAIF)

Domicile: Ireland

Share class currencies: Sterling, Euro, US dollar

Dealing frequency: Daily, Midday

Settlement period: T+3

Pricing method: Swinging single price

Scheme: LDI Solutions Plus ICAV

Depository: Northern Trust Fiduciary Services (Ireland) Limited

Administrator: Northern Trust International Fund Administration Services (Ireland) Limited

Ongoing charges: 0.41% (represented by share class B Sterling Accumulation, other share classes are available)



www.insightinvestment.com

The information in this document is general in nature and does not constitute legal, tax, or investment advice. This document may not be used for the purposes of an offer or solicitation to anyone in any jurisdiction in which such offer or solicitation is not authorised or to any person to whom it is unlawful to make such offer or solicitation. Investors are urged to consult their own advisers on the implications of making an investment in, and holding or disposing of shares in the Fund. Portfolio holdings are subject to change, for information only and are not investment recommendations.

- Any losses in the fund will be borne solely by investors in the fund and not by BNY Mellon (including its affiliates); therefore BNY Mellon's losses in the fund will be limited to losses attributable to the ownership interests in the fund held by BNY Mellon and any affiliate in its capacity as an investor in the fund or as beneficiary of a restricted profit interest held by BNY Mellon or any affiliate.
- Ownership interests in the fund are not insured by the FDIC, are not deposits, obligations of, or endorsed or guaranteed in any way, by BNY Mellon. Neither BNY Mellon nor any of its controlled affiliates (which includes the fund's general manager/ managing partner/ investment adviser), may directly or indirectly, guarantee, assume, or otherwise insure the obligations or performance of the fund or of any other covered fund in which the fund invests.
- Investors should read the fund's offering documents before investing in the fund. Information about the role of BNY Mellon, its controlled affiliates, and their employees in sponsoring or providing services to the fund are described in the Volcker Rule section of the offering documents.

Issued by Insight Investment Funds Management Limited, 160 Queen Victoria Street, London EC4V 4LA. Registered in England No. 01835691. Insight Investment Funds Management Limited is authorised and regulated in the UK by the Financial Conduct Authority.