



HIGH GRADE ABS

30 September 2021

FUND OBJECTIVE

The Fund seeks to produce an interest rate based return, primarily through investment in a portfolio of asset-backed securities (ABS) and corporate floating rate notes (FRNs)

FUND SUMMARY

- Actively managed to aim to deliver positive absolute returns in excess of a cash benchmark
- Aims to add value principally through AAA and AA rated securities, with a bias to prime residential mortgage-backed securities
- Rigorous, disciplined investment process aiming to deliver precision and diversification
- The Fund was previously named the LIBOR Plus Fund. It was renamed the High Grade ABS Fund on 2 January 2020.

FUND FACTS

Fund size: £6.7bn

Inception date: 31 March 2011

Benchmark: 1 Month SONIA

Fund managers: Shaheer Guirguis, Jeremy Deacon

FUND CHARACTERISTICS

SHARE CLASS PERFORMANCE (S £ Acc share class)

	1 month	3 months	1 year	3 years (pa)	5 years (pa)	Since inception (pa)				
Fund	0.14	0.36	2.71	1.96	2.37	3.33				
Benchmark	0.00	0.01	0.05	0.42	0.44	0.55				
	Calendar year returns					12-month rolling returns				
	2020	2019	2018	2017	2016	2020-2021	2019-2020	2018-2019	2017-2018	2016-2017
Fund	1.29	3.22	-0.78	1.90	3.11	2.71	1.12	2.06	0.45	3.94
Benchmark	0.19	0.80	0.72	0.35	0.50	0.05	0.38	0.82	0.62	0.34

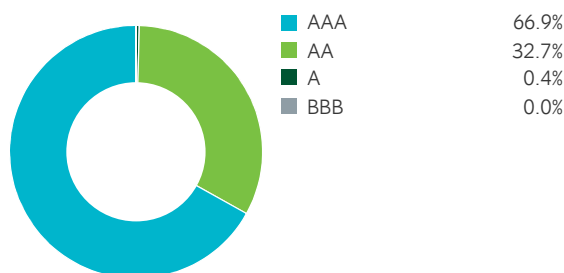
	Fund
Yield (%)	1.03
Weighted average life (years)	2.9
Weighted Average Discount Margin (Assets) vs Sonia (bp)	112
Weighted Average Discount Margin (Fund) vs Sonia (bp)	99

Source: Insight Investment and Rimes. Fund performance is shown for share class S £ Acc (performance start date 31/03/2011) and is calculated as total return, including reinvested income, gross of fees and expenses. Gross of fees performance results do not reflect the deduction of charges, which will reduce investors' returns. Benchmark performance shown is for 1-month SONIA (previously 3-Month GBP LIBOR until 1st January 2020). Performance for periods over one year is annualised. Past performance is not a guide to future performance. Please note the value of investments and any income from them will fluctuate and is not guaranteed (this may be partly due to exchange rate fluctuations). Investors may not get back the full amount invested.

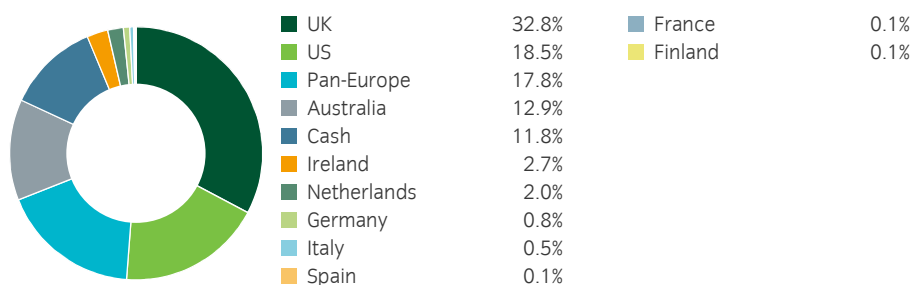
FUND MANAGER COMMENTS

The Fund outperformed its cash benchmark in September, ending with a running yield of 112bp ahead of one-month sterling SONIA and a 67% weighting to AAA-rated assets. Volatility returned to markets with a steady sell-off in bond yields given the expectation of imminent tapering. The European structured credit market generated positive returns although these were through carry rather than any material spread tightening. Significant issuance returned to the European asset-backed securities (ABS) market but was more than met by market demand. The US structured credit market also saw robust performance across most subsectors. The consumer ABS sector continued to generate positive excess returns. Otherwise, we continue to see sustained issuance from the less liquid segments. Activity was focused on adding risk in the collateralised loan obligation market, while performance was driven by the broad-based rally in risk. The long-term strategic value of the asset class remains strong.

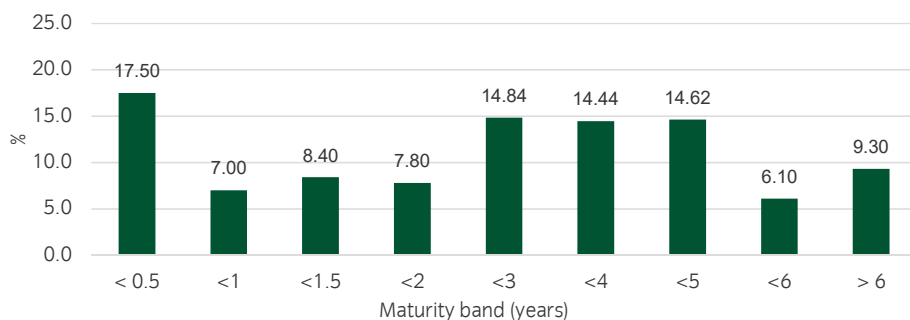
CREDIT RATING



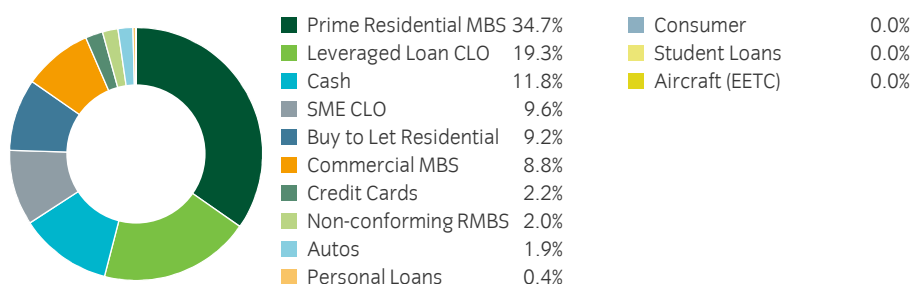
GEOGRAPHY



MATURITY PROFILE



FUND ALLOCATION



TECHNICAL DETAILS

Legal structure: Open Ended Investment Company (UCITS)

Domicile: Ireland

Share class currencies: Sterling, Euro

Dealing frequency: Daily, Midday

Settlement period: T+3

Pricing method: Swinging single price

Scheme: Insight Global Funds II plc

Depository: Northern Trust Fiduciary Services (Ireland) Limited

Administrator: Northern Trust International Fund Administration Services (Ireland) Limited

Ongoing charges: 0.55% (represented by share class A Sterling, other share classes are available)



www.insightinvestment.com

The information in this document is general in nature and does not constitute legal, tax, or investment advice. This document may not be used for the purposes of an offer or solicitation to anyone in any jurisdiction in which such offer or solicitation is not authorised or to any person to whom it is unlawful to make such offer or solicitation. Prospective investors are referred to the Fund's' prospectus and Key Investor Information Document (KIID) for further information. The latest Report & Accounts, Prospectus and the KIID can be found at www.insightinvestment.com. Investors are urged to consult their own advisers on the implications of making an investment in, and holding or disposing of shares in the Fund. Portfolio holdings are subject to change, for information only and are not investment recommendations. In Austria, the current Prospectus and the KIID are available free of charge from Société Générale, Vienna Branch, Prinz-Eugen-Straße 32, A-1040 Wien. In Germany, the KIID, prospectus, articles and latest annual report are available free of charge in hardcopy from the paying agent, Société Générale, Zweigniederlassung Frankfurt, Mainzer Landstraße 36, D-60325 Frankfurt. In Luxembourg, the KIID, prospectus, articles and latest annual report are available free of charge from the paying agent, State Street Bank Luxembourg S.A., 47-49 avenue J F Kennedy, L-1855 Luxembourg. In Sweden, the KIID, prospectus, articles and latest annual report are available free of charge from the paying agent, Skandinaviska Enskilda Banken AB (publ), Global Transaction Services, ST MH1, SE – 106 40 Stockholm. In Switzerland, the KIID, prospectus, articles and latest annual report are available free of charge from Carnegie Fund Services S.A., 11, rue du Général-Dufour, 1204 Geneva. In France, the KIID, prospectus, articles and latest annual report are available free of charge from Société Générale, Tour Granite, 75886, Paris, Cedex 18. Issued by Insight Investment Funds Management Limited (IIFML), 160 Queen Victoria Street, London EC4V 4LA. Registered in England No. 01835691. IIFML is authorised and regulated in the UK by the Financial Conduct Authority.