

FOR PROFESSIONAL INVESTORS ONLY. FOR A FULL LIST OF APPLICABLE RISKS, INVESTORS SHOULD REFER TO THE PROSPECTUS OR OTHER OFFERING DOCUMENTS.



ILF GBP LIQUIDITY PLUS FUND

31 October 2021

FUND OBJECTIVE

The Fund aims to provide investors with income together with stability of capital by investing in money market instruments and short-term fixed income and variable rate bonds

FUND SUMMARY

- Actively managed to aim to deliver security, liquidity and attractive cash yields
- Daily liquidity
- Aims to add value through access to a wide range of money market securities
- Rigorous, disciplined investment process aiming to deliver precision and diversification
- S&P rated AA+f/S1, Fitch rated AAAf/S1

FUND FACTS

Fund size: £6.1bn

Inception date: 14 December 2004

Benchmark: SONIA

Fund manager: Chris Brown

FUND CHARACTERISTICS

	Fund
Yield (gross) (%)	0.31
Weighted average maturity (days)	72.0
Weighted average life (years)	1.3

SHARE CLASS PERFORMANCE - All performance is annualised

	1 month	3 months	1 year	3 years (pa)	5 years (pa)
Fund	-0.19	0.09	0.28	0.76	0.74
Benchmark	0.05	0.05	0.05	0.35	0.36

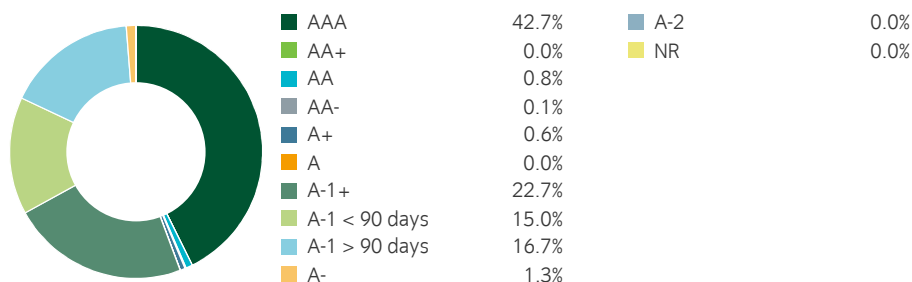
	Calendar year returns					12-month rolling returns				
	2020	2019	2018	2017	2016	2020-2021	2019-2020	2018-2019	2017-2018	2016-2017
Fund	0.80	1.24	0.66	0.68	1.05	0.28	0.90	1.11	0.69	0.70
Benchmark	0.20	0.68	0.60	0.23	0.38	0.05	0.30	0.70	0.53	0.21

Source: Insight Investment and Rimes. All performance is annualised. Fund performance is unit price performance and is calculated in Sterling as total return, including reinvested income, gross of fees and expenses. Benchmark performance shown is for SONIA (previously 3-month GBP LIBID until 1st October 2020). Past performance is not indicative of future results. Investment in any strategy involves a risk of loss which may partly be due to exchange rate fluctuations. Any gross of fees performance does not include fees and charges and these can have a material detrimental effect on the performance of an investment. Please note: data is provisional and may change.

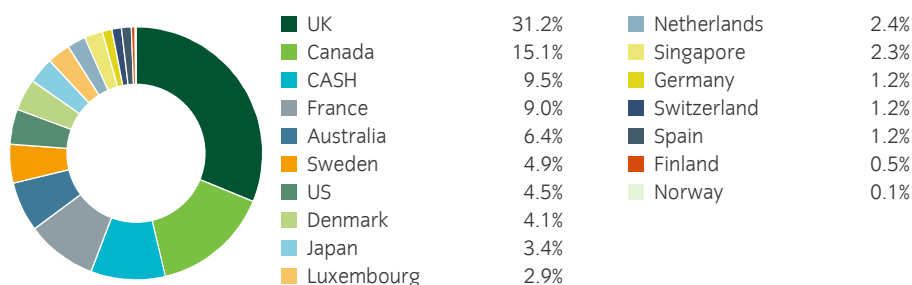
FUND MANAGER COMMENTS

UK annual inflation was slightly lower in September at 3.1% but remains above the Bank of England (BoE)'s target. The BoE held no monetary policy meetings over the month so no changes to interest rates were made. With oil prices rising, transport-related costs were a major contributor to inflation. UK factory activity increased slightly as the manufacturing purchasing managers' Index (PMI) rose from 57.1 in September to 57.8 in October. In markets, 1-month sterling LIBOR rose from 0.05% in September to 0.13% in October, while the 3-month rate increased from 0.08% to 0.23%. In gilt markets, 2-year gilt yields rose from 0.42% to 0.70%, while 5-year gilt yields increased from 0.64% to 0.84%. We added certificates of deposit and commercial paper from BPCE and Credit Agricole. We added floating-rate notes from Bank of Nova Scotia and securitised transaction from Atom Bank. The weighted average maturity of the Fund was 70 days at the end of September and 72 days at the end of October.

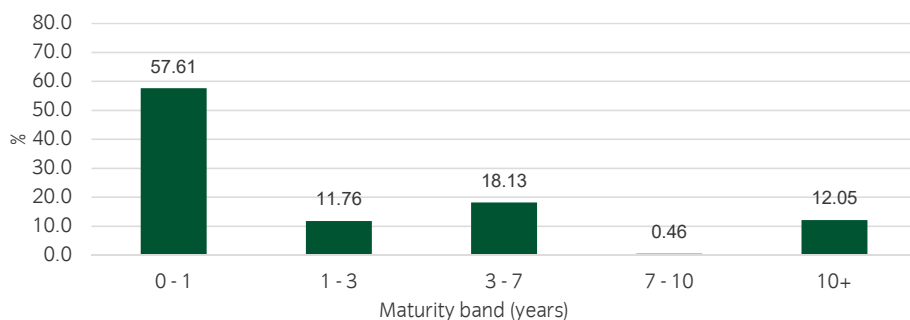
CREDIT RATING



GEOGRAPHY



MATURITY PROFILE



FUND ALLOCATION



TECHNICAL DETAILS

Legal structure: Open Ended Investment Company (UCITS)

Domicile: Ireland

Share class currencies: Sterling, Euro

Dealing frequency: Daily, 4pm (Irish time) 2 days prior to relevant dealing day

Settlement period: T

Pricing method: NAV

Scheme: Insight Liquidity Funds plc

Depository: Northern Trust Fiduciary Services (Ireland) Limited

Administrator: Northern Trust International Fund Administration Services (Ireland) Limited

Ongoing charges: 0.30% (represented by share class 4 Accumulation, other share classes are available)



www.insightinvestment.com

The information in this document is general in nature and does not constitute legal, tax, or investment advice. This document may not be used for the purposes of an offer or solicitation to anyone in any jurisdiction in which such offer or solicitation is not authorised or to any person to whom it is unlawful to make such offer or solicitation. Prospective investors are referred to the Fund's' prospectus and Key Investor Information Document (KIID) for further information. The latest Report & Accounts, Prospectus and the KIID can be found at www.insightinvestment.com. Investors are urged to consult their own advisers on the implications of making an investment in, and holding or disposing of shares in the Fund. Portfolio holdings are subject to change, for information only and are not investment recommendations. In Austria, the current Prospectus and the KIID are available free of charge from Société Générale, Vienna Branch, Prinz-Eugen-Straße 32, A-1040 Wien. In Germany, the KIID, prospectus, articles and latest annual report are available free of charge in hardcopy from the paying agent, Société Générale, Zweigniederlassung Frankfurt, Mainzer Landstraße 36, D-60325 Frankfurt. In Luxembourg, the KIID, prospectus, articles and latest annual report are available free of charge from the paying agent, State Street Bank Luxembourg S.A., 47-49 avenue J F Kennedy, L-1855 Luxembourg. In Sweden, the KIID, prospectus, articles and latest annual report are available free of charge from the paying agent, Skandinaviska Enskilda Banken AB (publ), Global Transaction Services, ST MH1, SE – 106 40 Stockholm. In Switzerland, the KIID, prospectus, articles and latest annual report are available free of charge from Carnegie Fund Services S.A., 11, rue du Général-Dufour, 1204 Geneva. In France, the KIID, prospectus, articles and latest annual report are available free of charge from Société Générale, Tour Granite, 75886, Paris, Cedex 18. Issued by Insight Investment Funds Management Limited (IIFML), 160 Queen Victoria Street, London EC4V 4LA. Registered in England No. 01835691. IIFML is authorised and regulated in the UK by the Financial Conduct Authority.