



ILF GBP LIQUIDITY PLUS FUND

31 January 2022

FUND OBJECTIVE

The Fund aims to provide investors with income together with stability of capital by investing in money market instruments and short-term fixed income and variable rate bonds

FUND SUMMARY

- Actively managed to aim to deliver security, liquidity and attractive cash yields
- Daily liquidity
- Aims to add value through access to a wide range of money market securities
- Rigorous, disciplined investment process aiming to deliver precision and diversification
- Fitch rated AA Af/S1

FUND FACTS

Fund size: £6.6bn

Inception date: 14 December 2004

Benchmark: SONIA

Fund manager: Chris Brown

SHARE CLASS PERFORMANCE (%) - All performance is annualised

	1 month	3 months	1 year	3 years (pa)	5 years (pa)
Fund	0.01	0.22	0.20	0.73	0.71
Benchmark	0.20	0.12	0.07	0.29	0.35

	Calendar year returns					12-month rolling returns				
	2021	2020	2019	2018	2017	2021-2022	2020-2021	2019-2020	2018-2019	2017-2018
Fund	0.24	0.80	1.24	0.66	0.68	0.20	0.69	1.30	0.69	0.69
Benchmark	0.06	0.20	0.68	0.60	0.23	0.07	0.15	0.66	0.64	0.24

FUND CHARACTERISTICS

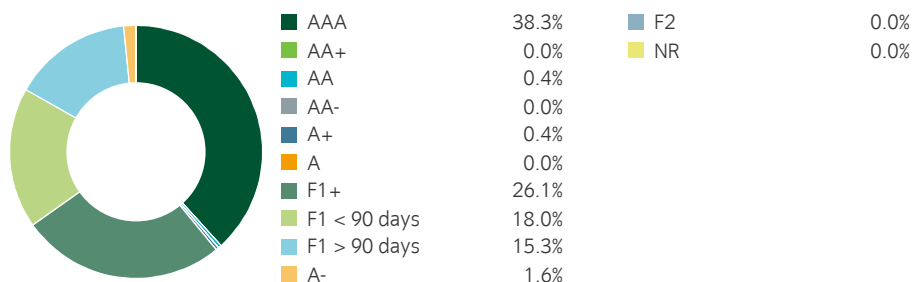
	Fund
Yield (gross) (%)	0.39
Weighted average maturity (days)	78.0
Weighted average life (years)	1.3

Source: Insight Investment and Rimes. All performance is annualised. Fund performance is unit price performance and is calculated in Sterling as total return, including reinvested income, gross of fees and expenses. Benchmark performance shown is for SONIA (previously 3-month GBP LIBID until 1st October 2020). Past performance is not indicative of future results. Investment in any strategy involves a risk of loss which may partly be due to exchange rate fluctuations. Any gross of fees performance does not include fees and charges and these can have a material detrimental effect on the performance of an investment. Please note: data is provisional and may change.

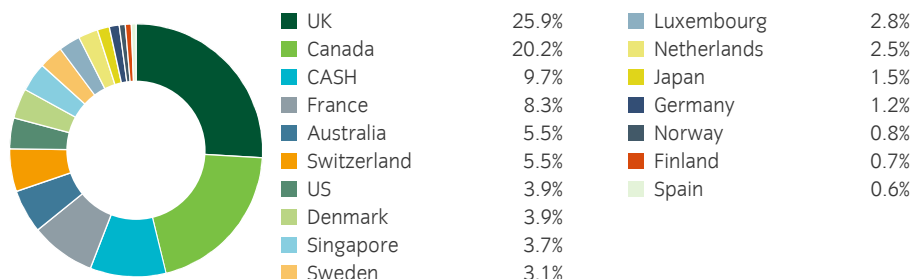
FUND MANAGER COMMENTS

The UK's annual inflation rate rose for the third consecutive month to 5.4% in December, which was the measure's highest level since 1992. Energy prices and global supply chain disruptions continued to be the major drivers of inflation, while rising food prices also contributed. At the same time, the UK's manufacturing purchasing managers' index fell to an estimated 56.9 for January, which was the sector's lowest rate of expansion in almost a year. In markets, the SONIA rate stood at 0.19 at the end of December and 0.20 at the end of January. In gilt markets, 2-year gilt yields rose from 0.67% to 1.05%, while 5-year gilt yields increased from 0.82% to 1.14%. We added 2-year gilts and floating-rate notes from National Australia Bank. With the increased expectation of rate rises fund activity was centred around position for central bank meetings. The weighted average maturity of the Fund was 87 days at the end of December and 78 days at the end of January.

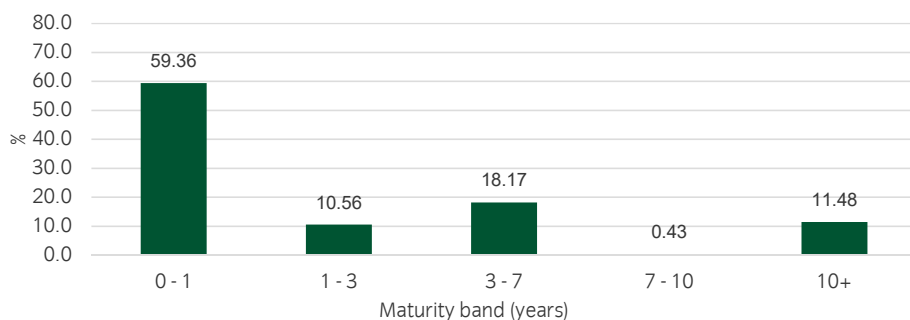
CREDIT RATING



GEOGRAPHY



MATURITY PROFILE



FUND ALLOCATION



TECHNICAL DETAILS

Legal structure: Open Ended Investment Company (UCITS)

Domicile: Ireland

Share class currencies: Sterling, Euro

Dealing frequency: Daily, 4pm (Irish time) 2 days prior to relevant dealing day

Settlement period: T

Pricing method: NAV

Scheme: Insight Liquidity Funds plc

Depository: Northern Trust Fiduciary Services (Ireland) Limited

Administrator: Northern Trust International Fund Administration Services (Ireland) Limited

Ongoing charges: 0.30% (represented by share class 4 Accumulation, other share classes are available)



www.insightinvestment.com

The information in this document is general in nature and does not constitute legal, tax, or investment advice. This document may not be used for the purposes of an offer or solicitation to anyone in any jurisdiction in which such offer or solicitation is not authorised or to any person to whom it is unlawful to make such offer or solicitation. Prospective investors are referred to the Fund's prospectus and Key Investor Information Document (KIID) for further information. The latest Report & Accounts, Prospectus and the KIID can be found at www.insightinvestment.com. Investors are urged to consult their own advisers on the implications of making an investment in, and holding or disposing of shares in the Fund. Portfolio holdings are subject to change, for information only and are not investment recommendations. In Austria, the current Prospectus and the KIID are available free of charge from Société Générale, Vienna Branch, Prinz-Eugen-Straße 32, A-1040 Wien. In Germany, the KIID, prospectus, articles and latest annual report are available free of charge in hardcopy from the paying agent, Société Générale, Zweigniederlassung Frankfurt, Mainzer Landstraße 36, D-60325 Frankfurt. In Luxembourg, the KIID, prospectus, articles and latest annual report are available free of charge from the paying agent, State Street Bank Luxembourg S.A., 47-49 avenue J F Kennedy, L-1855 Luxembourg. In Sweden, the KIID, prospectus, articles and latest annual report are available free of charge from the paying agent, Skandinaviska Enskilda Banken AB (publ), Global Transaction Services, ST MH1, SE – 106 40 Stockholm. In Switzerland, the KIID, prospectus, articles and latest annual report are available free of charge from Carnegie Fund Services S.A., 11, rue du Général-Dufour, 1204 Geneva. In France, the KIID, prospectus, articles and latest annual report are available free of charge from Société Générale, Tour Granite, 75886, Paris, Cedex 18. Issued by Insight Investment Funds Management Limited (IIFML), 160 Queen Victoria Street, London EC4V 4LA. Registered in England No. 01835691. IIFML is authorised and regulated in the UK by the Financial Conduct Authority.