

# GLOBAL ABS



31 January 2025

## FUND OBJECTIVE

The Fund seeks to produce a return for shareholders, generated from income and capital appreciation

## FUND SUMMARY

- Actively managed to aim to deliver positive absolute returns in excess of a cash benchmark
- Aims to add value principally through A rated securities
- Invests with a bias to global opportunities senior in the capital structure
- Rigorous, disciplined investment process aiming to deliver precision and diversification

## SHARE CLASS PERFORMANCE (%) (S £ Acc share class)

	1 month	3 months	1 year	3 years (pa)	5 years (pa)	Since inception (pa)
Fund	0.66	1.80	8.59	4.75	2.99	2.81
Benchmark	0.41	1.21	5.23	3.94	2.39	1.97

	Calendar year returns					12-month rolling returns				
	2024	2023	2022	2021	2020	2024-2025	2023-2024	2022-2023	2021-2022	2020-2021
Fund	9.44	9.39	-4.53	2.67	-1.32	8.59	9.82	-3.63	2.01	-1.16
Benchmark	5.28	4.77	1.42	0.06	0.19	5.23	4.93	1.70	0.07	0.14

Source: Insight Investment and Rimes. All performance is annualised. Fund performance is unit price performance and is calculated in Sterling as total return, including reinvested income, gross of fees and expenses. Gross of fees performance results do not reflect the deduction of charges, which will reduce investors' returns. Benchmark performance shown is for 1-month SONIA (previously 3-Month GBP LIBOR until 1st January 2020). Performance for periods over one year is annualised. Past performance is not a guide to future performance. The value of investments and any income from them will fluctuate and is not guaranteed (this may be partly due to exchange rate fluctuations). Investors may not get back the full amount invested.

## FUND MANAGER COMMENTS

The Fund outperformed its cash benchmark in January, ending with a running yield of 171bp ahead of one-month SONIA and a weighted average rating of single A+. Risk assets were strong, despite many disruptive announcements affecting investor sentiment. European credit performed well across the capital structure. Collateralised loan obligations and other areas where spreads remained wide relative to historical levels outperformed. Issuance was initially slow but picked up mid-month to deliver broad-based supply across sectors and jurisdictions. US structured credit saw robust issuance and incredibly strong demand, especially further out on the curve, where the combination of elevated yields and wider spreads resulted in higher all-in yields. Certain deals were oversubscribed many times over and priced below initial guidance. In the secondary markets, spreads tightened by 5-15bp. The Fund bought US non-qualified residential mortgage-backed securities. Performance was driven by carry.

## FUND FACTS

**Fund size:** £1.8bn

**Inception date:** 10 May 2018

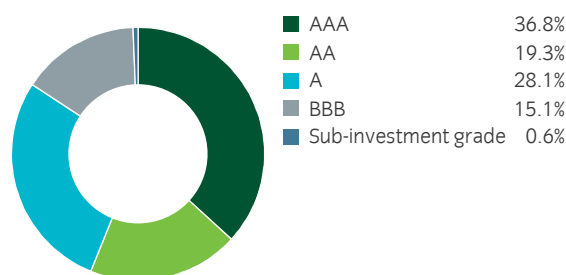
**Benchmark:** 1 Month SONIA

**Fund managers:** Tristan Teoh, Shaheer Guirguis, Dimitrios Theodorikas

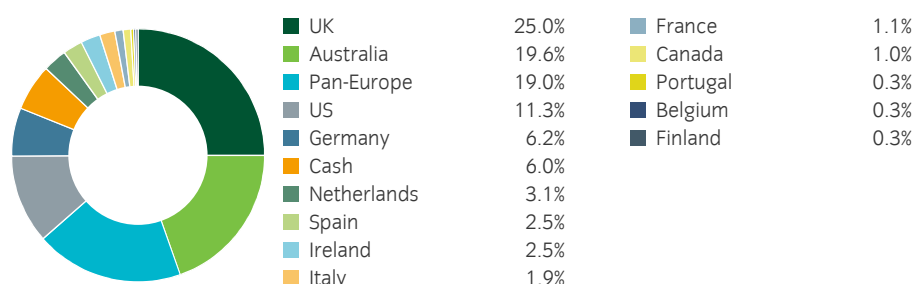
## FUND CHARACTERISTICS

	Fund
Yield (%)	6.41
Weighted average life (years)	2.6
Weighted Average Discount Margin (Assets) vs Sonia (bp)	182
Weighted Average Discount Margin (Fund) vs Sonia (bp)	171

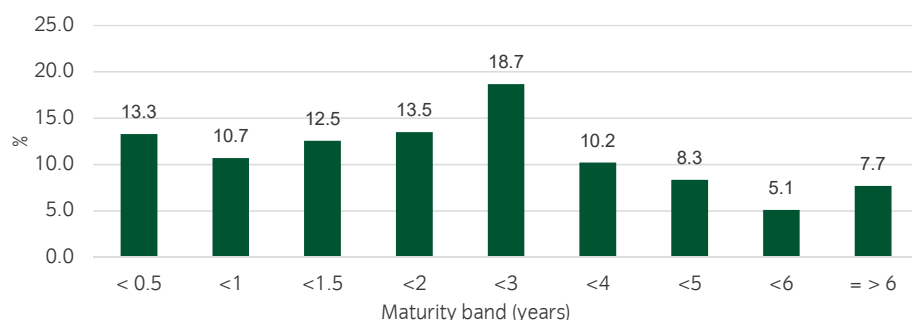
## CREDIT RATING



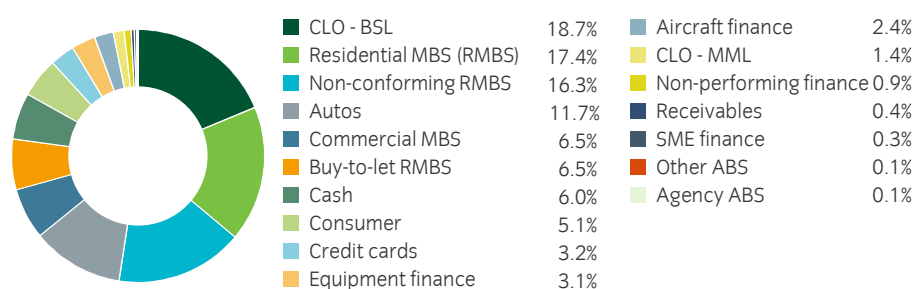
## GEOGRAPHY



## MATURITY PROFILE



## FUND ALLOCATION



## TECHNICAL DETAILS

**Legal structure:** Qualifying Investor Alternative Investment Fund (QIAIF)

**Domicile:** Ireland

**Share class currencies:** Sterling, Euro, US dollar

**Dealing frequency:** Daily, Midday

**Settlement period:** T+3

**Pricing method:** NAV per Share, which may be subject to an adjustment based on the single swing price adjustment mechanism, as disclosed in the Prospectus

**Scheme:** LDI Solutions Plus ICAV

**Depository:** Northern Trust Fiduciary Services (Ireland) Limited

**Administrator:** Northern Trust International Fund Administration Services (Ireland) Limited

**Ongoing charges:** 0.41% (represented by share class B Sterling Accumulation, other share classes are available)



[www.insightinvestment.com](http://www.insightinvestment.com)

The information in this document is general in nature and does not constitute legal, tax, or investment advice. This document may not be used for the purposes of an offer or solicitation to anyone in any jurisdiction in which such offer or solicitation is not authorised or to any person to whom it is unlawful to make such offer or solicitation. Investors are urged to consult their own advisers on the implications of making an investment in, and holding or disposing of shares in the Fund. Portfolio holdings are subject to change, for information only and are not investment recommendations.

- Any losses in the fund will be borne solely by investors in the fund and not by BNY Mellon (including its affiliates); therefore BNY Mellon's losses in the fund will be limited to losses attributable to the ownership interests in the fund held by BNY Mellon and any affiliate in its capacity as an investor in the fund or as beneficiary of a restricted profit interest held by BNY Mellon or any affiliate.
- Ownership interests in the fund are not insured by the FDIC, are not deposits, obligations of, or endorsed or guaranteed in any way, by BNY Mellon. Neither BNY Mellon nor any of its controlled affiliates (which includes the fund's general manager/ managing partner/ investment adviser), may directly or indirectly, guarantee, assume, or otherwise insure the obligations or performance of the fund or of any other covered fund in which the fund invests.
- Information relating to the Fund is correct as at the date stated above and is subject to change. Investors should read the fund's offering documents before investing in the fund, particularly as different share classes may have different technical details. Information about the role of BNY Mellon, its controlled affiliates, and their employees in sponsoring or providing services to the fund are described in the Volcker Rule section of the offering documents.