



GLOBAL ABS

31 March 2026

FUND OBJECTIVE

The Fund seeks to produce a return for shareholders, generated from income and capital appreciation

FUND SUMMARY

- Actively managed to aim to deliver positive absolute returns in excess of a cash benchmark
- Aims to add value principally through A rated securities
- Invests with a bias to global opportunities senior in the capital structure
- Rigorous, disciplined investment process aiming to deliver precision and diversification

SHARE CLASS PERFORMANCE (%) (S £ Acc share class)

| | 1 month | 3 months | 1 year | 3 years (pa) | 5 years (pa) | Since inception (pa) |
|-----------|---------|----------|--------|--------------|--------------|----------------------|
| Fund | 0.14 | 1.01 | 5.83 | 8.07 | 4.41 | 3.26 |
| Benchmark | 0.32 | 0.94 | 4.15 | 4.80 | 3.35 | 2.30 |

| | Calendar year returns | | | | | 12-month rolling returns | | | | |
|-----------|-----------------------|------|------|-------|------|--------------------------|-----------|-----------|-----------|-----------|
| | 2025 | 2024 | 2023 | 2022 | 2021 | 2025-2026 | 2024-2025 | 2023-2024 | 2022-2023 | 2021-2022 |
| Fund | 6.47 | 9.44 | 9.39 | -4.53 | 2.67 | 5.83 | 8.03 | 10.41 | -2.05 | 0.37 |
| Benchmark | 4.37 | 5.28 | 4.77 | 1.42 | 0.06 | 4.15 | 5.09 | 5.17 | 2.27 | 0.14 |

Source: Insight Investment and Rimes. All performance is annualised. Fund performance is unit price performance and is calculated in Sterling as total return, including reinvested income, gross of fees and expenses. Gross of fees performance results do not reflect the deduction of charges, which will reduce investors' returns. Benchmark performance shown is for 1 Month SONIA (previously 3-Month GBP LIBOR until 1st January 2020). 1 Month SONIA is interpreted as the cumulative return of daily SONIA over the previous month. Performance for periods over one year is annualised. Past performance is not a guide to future performance. The value of investments and any income from them will fluctuate and is not guaranteed (this may be partly due to exchange rate fluctuations). Investors may not get back the full amount invested.

FUND MANAGER COMMENTS

The Fund was behind its cash benchmark in March, with a weighted average rating of single A. Financial markets weakened through March, with risk assets coming under pressure as the escalation of the Iran conflict weighed on sentiment. Credit spreads moved wider, particularly in lower-quality segments, as investors de-risked amid higher volatility and reduced liquidity. European ABS remained comparatively resilient despite the broader risk-off tone, supported by consistent demand for high-quality, shorter-duration paper, with senior risk outperforming mezzanine tranches. US ABS markets were also pressured, with issuance slowing and spreads widening across the capital structure as investors reassessed expectations around the length and severity of the conflict, although spread widening remained broadly orderly. The Fund was very active during the month, adding securities via both primary and secondary markets across a diverse range of asset types and jurisdictions, benefiting from wider spreads at similar risk profiles compared with previous months. Fund performance was behind benchmark for the month due to spread widening, while remaining ahead year to date.

FUND FACTS

Fund size: £2.3bn

Inception date: 10 May 2018

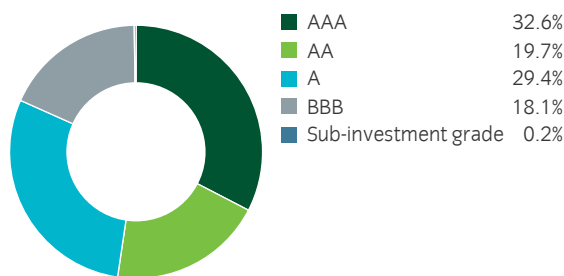
Benchmark: 1 Month SONIA

Fund managers: Tristan Teoh, Shaheer Guirguis, Dimitrios Theodorikas


FUND CHARACTERISTICS

| | Fund |
|---|------|
| Yield (%) | 5.42 |
| Weighted average life (years) | 2.8 |
| Weighted Average Discount Margin (Assets) vs Sonia (bp) | 177 |
| Weighted Average Discount Margin (Fund) vs Sonia (bp) | 169 |

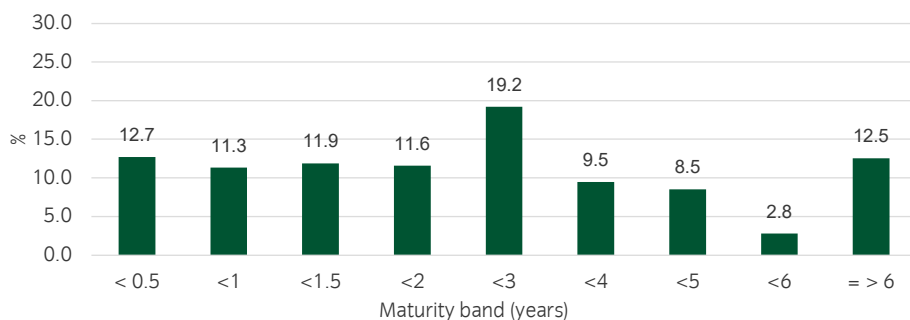
CREDIT RATING



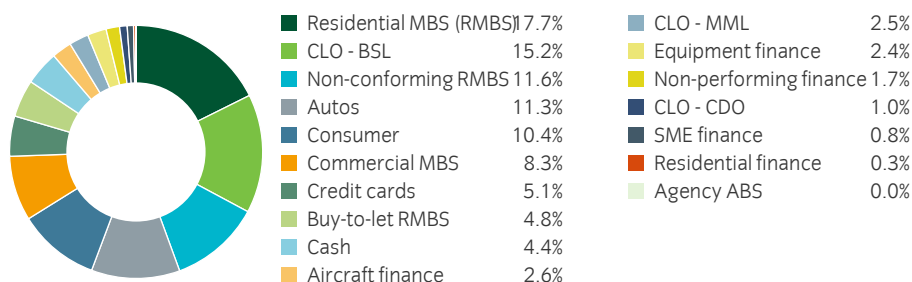
GEOGRAPHY



MATURITY PROFILE



FUND ALLOCATION



TECHNICAL DETAILS

Legal structure: Qualifying Investor Alternative Investment Fund (QIAIF)

Domicile: Ireland

Share class currencies: Sterling, Euro, US dollar

Dealing frequency: Daily, Midday

Settlement period: T+3

Pricing method: NAV per Share, which may be subject to an adjustment based on the single swing price adjustment mechanism, as disclosed in the Prospectus

Scheme: LDI Solutions Plus ICAV

Depository: Northern Trust Fiduciary Services (Ireland) Limited

Administrator: Northern Trust International Fund Administration Services (Ireland) Limited

Ongoing charges: 0.41% (represented by share class B Sterling Accumulation, other share classes are available)



www.insightinvestment.com

The information in this document is general in nature and does not constitute legal, tax, or investment advice. This document may not be used for the purposes of an offer or solicitation to anyone in any jurisdiction in which such offer or solicitation is not authorised or to any person to whom it is unlawful to make such offer or solicitation. Investors are urged to consult their own advisers on the implications of making an investment in, and holding or disposing of shares in the Fund. Portfolio holdings are subject to change, for information only and are not investment recommendations.

- Any losses in the fund will be borne solely by investors in the fund and not by BNY Mellon (including its affiliates); therefore BNY Mellon's losses in the fund will be limited to losses attributable to the ownership interests in the fund held by BNY Mellon and any affiliate in its capacity as an investor in the fund or as beneficiary of a restricted profit interest held by BNY Mellon or any affiliate.
- Ownership interests in the fund are not insured by the FDIC, are not deposits, obligations of, or endorsed or guaranteed in any way, by BNY Mellon. Neither BNY Mellon nor any of its controlled affiliates (which includes the fund's general manager/ managing partner/ investment adviser), may directly or indirectly, guarantee, assume, or otherwise insure the obligations or performance of the fund or of any other covered fund in which the fund invests.
- Information relating to the Fund is correct as at the date stated above and is subject to change. Investors should read the fund's offering documents before investing in the fund, particularly as different share classes may have different technical details. Information about the role of BNY Mellon, its controlled affiliates, and their employees in sponsoring or providing services to the fund are described in the Volcker Rule section of the offering documents.