

FOR PROFESSIONAL INVESTORS ONLY. FOR A FULL LIST OF APPLICABLE RISKS, INVESTORS SHOULD REFER TO THE PROSPECTUS OR OTHER OFFERING DOCUMENTS.



ILF GBP LIQUIDITY PLUS FUND

31 May 2024

FUND OBJECTIVE

The Fund aims to provide investors with income together with stability of capital by investing in money market instruments and short-term fixed income and variable rate bonds

FUND SUMMARY

- Actively managed to aim to deliver security, liquidity and attractive cash yields
- Daily liquidity
- Aims to add value through access to a wide range of money market securities
- Rigorous, disciplined investment process aiming to deliver precision and diversification
- Fitch rated AA Af/S1

SHARE CLASS PERFORMANCE (%) - All performance is annualised

	1 month	3 months	1 year	3 years (pa)	5 years (pa)	10 years (pa)
Fund	6.09	5.99	5.84	2.86	2.02	1.44
Benchmark	5.34	5.33	5.26	2.78	1.78	1.11

	Calendar year returns					12-month rolling returns				
	2023	2022	2021	2020	2019	2023-2024	2022-2023	2021-2022	2020-2021	2019-2020
Fund	5.19	0.86	0.24	0.80	1.24	5.84	2.74	0.08	0.70	0.84
Benchmark	4.72	1.42	0.06	0.20	0.68	5.26	2.88	0.27	0.03	0.58

Source: Insight Investment and Rimes. All performance is annualised. Fund performance is unit price performance and is calculated in Sterling as total return, including reinvested income, gross of fees and expenses. Benchmark performance shown is for SONIA (previously 3-month GBP LIBID until 1st October 2020). Past performance is not indicative of future results. Investment in any strategy involves a risk of loss which may partly be due to exchange rate fluctuations. Any gross of fees performance does not include fees and charges and these can have a material detrimental effect on the performance of an investment. Please note: data is provisional and may change. Investors must read all performance information alongside the full performance information in the KIID.

FUND MANAGER COMMENTS

Annual inflation declined from 3.2% in March to 2.3% in April, due to falling gas and electricity prices. The Bank of England left interest rates unchanged at 5.25%. The Manufacturing Purchasing Managers' Index rose from 49.1 in April to 51.2 in May. In markets, SONIA remained unchanged at 5.20%, the 2-year gilt yield declined marginally from 4.42% to 4.41% and the 5-year gilt yield increased from 4.18% to 4.22%. We bought certificates of deposit and commercial paper from Santander, DZ Bank and Jyske Bank. We bought floating-rate notes from DBS Bank, Charter Court Financial Services and Bavarian Sky. The weighted average maturity of the Fund was 89 days at the end of April and 80 days at the end of May.

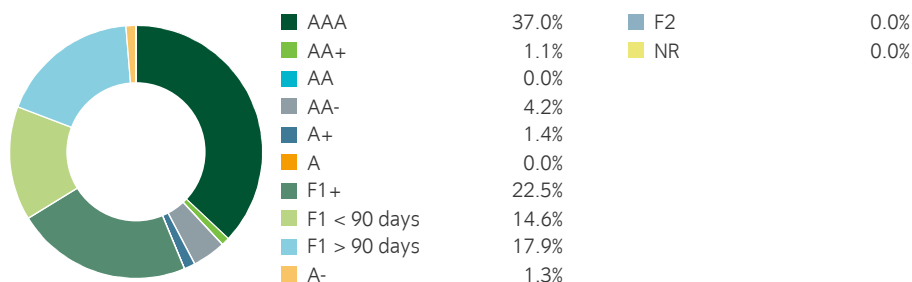
FUND FACTS

Fund size: £2.4bn
Inception date: 14 December 2004
Benchmark: SONIA
Fund manager: Chris Brown

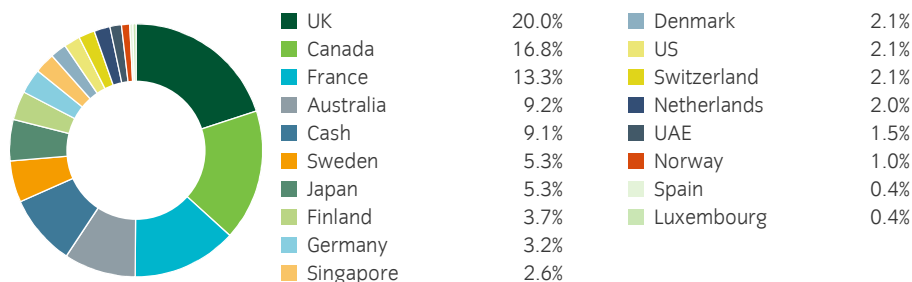
FUND CHARACTERISTICS

	Fund
Yield (gross) (%)	5.54
Weighted average maturity (days)	80.0
Weighted average life (years)	1.2

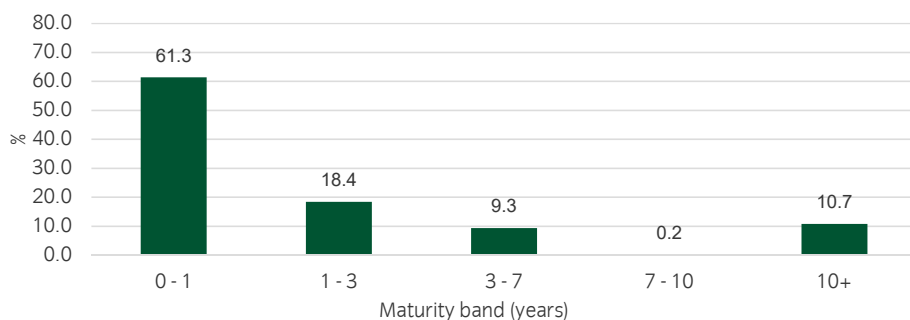
CREDIT RATING



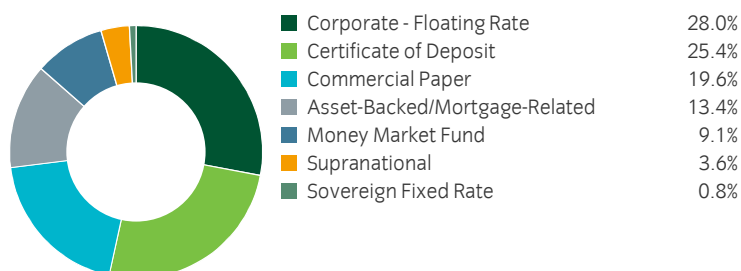
GEOGRAPHY



MATURITY PROFILE



FUND ALLOCATION



TECHNICAL DETAILS

Legal structure: Open Ended Investment Company (UCITS)

Domicile: Ireland

Share class currencies: Sterling, Euro

Dealing frequency: Daily, 4pm (Irish time) 2 days prior to relevant dealing day

Settlement period: T

Pricing method: NAV

Scheme: Insight Liquidity Funds plc

Depository: Northern Trust Fiduciary Services (Ireland) Limited

Administrator: Northern Trust International Fund Administration Services (Ireland) Limited

Ongoing charges: 0.30% (represented by share class 4 Accumulation, other share classes are available)



www.insightinvestment.com

This document is not a contractually binding document and does not constitute legal, tax, or investment advice. It must not be used for the purposes of an offer or solicitation to anyone in any jurisdiction. Prospective investors are referred to the Fund's' prospectus and Key Investor Information Document (KIID) for a full list of applicable risks, investor rights, KIID risk profile, financial and non-financial investment terms. The latest Report & Accounts, Prospectus and the KIID can be found at www.insightinvestment.com within the Tools and Resources: Fund literature and Prices section. Investors are urged to consult their own advisers on the implications of making any investment. Do not base any final investment decisions on this document alone. Portfolio holdings are subject to change, for information only and are not investment recommendations. Unless otherwise stated, the source of information and any view and opinions are those of Insight Investment. In Austria, the current Prospectus and the KIID are available free of charge from Société Générale, Vienna Branch, Prinz-Eugen-Straße 32, A-1040 Wien. In Germany, the KIID, prospectus, articles and latest annual report are available free of charge in hardcopy from the paying agent, Société Générale, Zweigniederlassung Frankfurt, Mainzer Landstraße 36, D-60325 Frankfurt. In Luxembourg, the KIID, prospectus, articles and latest annual report are available free of charge from the paying agent, State Street Bank Luxembourg S.A, 47-49 avenue J F Kennedy, L-1855 Luxembourg. In Sweden, the KIID, prospectus, articles and latest annual report are available free of charge from the paying agent, Skandinaviska Enskilda Banken AB (publ), Global Transaction Services, ST MH1, SE – 106 40 Stockholm. In Switzerland, the KIID, prospectus, articles and latest annual report are available free of charge from Carnegie Fund Services S.A., 11, rue du Général-Dufour, 1204 Geneva. Issued by Insight Investment Funds Management Limited (IIFML), 160 Queen Victoria Street, London EC4V 4LA.. IIFML is authorised and regulated in the UK by the Financial Conduct Authority.