

FOR PROFESSIONAL INVESTORS ONLY. FOR A FULL LIST OF APPLICABLE RISKS AND INVESTOR RIGHTS, INVESTORS SHOULD REFER TO THE PROSPECTUS, OFFERING DOCUMENTS OR OTHER WEBSITE TERMS.



# ILF GBP LIQUIDITY PLUS FUND

31 December 2025

## FUND OBJECTIVE

The Fund aims to provide investors with income together with stability of capital by investing in money market instruments and short-term fixed income and variable rate bonds

## FUND SUMMARY

- Actively managed to aim to deliver security, liquidity and attractive cash yields
- Daily liquidity
- Aims to add value through access to a wide range of money market securities
- Rigorous, disciplined investment process aiming to deliver precision and diversification
- Fitch rated AA Af/S1

## SHARE CLASS PERFORMANCE (%) - All performance is annualised

	1 month	3 months	1 year	3 years (pa)	5 years (pa)	10 years (pa)
Fund	4.67	4.47	4.82	5.22	3.33	2.10
Benchmark	3.94	4.01	4.32	4.74	3.12	1.76

	Calendar year returns					12-month rolling returns				
	2025	2024	2023	2022	2021	2024-2025	2023-2024	2022-2023	2021-2022	2020-2021
Fund	4.82	5.64	5.19	0.86	0.24	4.82	5.64	5.19	0.86	0.24
Benchmark	4.32	5.20	4.72	1.42	0.06	4.32	5.20	4.72	1.42	0.06

Source: Insight Investment and Rimes. All performance is annualised. Fund performance is unit price performance and is calculated in Sterling as total return, including reinvested income, gross of fees and expenses. Benchmark performance shown is for SONIA (previously 3-month GBP LIBID until 1st October 2020). Past performance is not indicative of future results. Investment in any strategy involves a risk of loss which may partly be due to exchange rate fluctuations. Any gross of fees performance does not include fees and charges and these can have a material detrimental effect on the performance of an investment. Please note: data is provisional and may change. Investors must read all performance information alongside the full performance information in the KIID.

## FUND MANAGER COMMENTS

At its December meeting, the Bank of England Monetary Policy Committee (MPC) voted 5-4 to cut the base rate by 0.25% to 3.75%. The MPC's decision followed a more-than-expected fall in headline annual inflation to 3.2% in November, down from 3.6% in October. In markets, SONIA fell by 24bp to 3.73%, the 2-year gilt yield rose from 3.62% to 3.71%, while the 5-year gilt yield rose from 3.89% to 3.90%. Activity on the fund in December was light. With market pricing discounting the Bank of England rate cut, activity focused on managing positions over year-end. Collateral availability remained high and there was ample short-dated supply to meet demand. Whilst conditions remained benign, term opportunities remained scarce and so activity focused on short-date positioning. The fund added 1-year floating rate paper issued by OCBC Bank and National Australia Bank and 3-year paper issued by ABN and United Overseas Bank, which offered reasonable value.

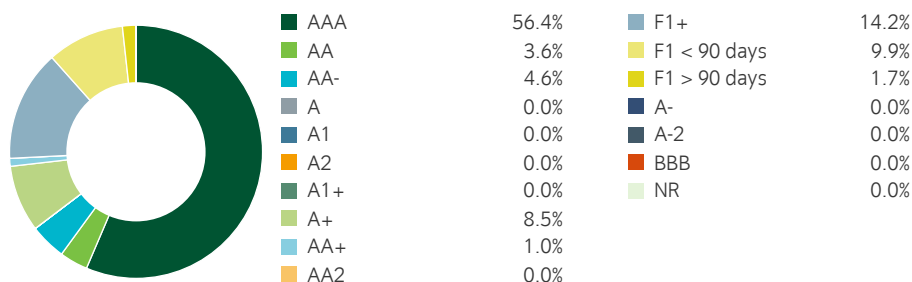
## FUND FACTS

**Fund size:** £2.6bn  
**Inception date:** 14 December 2004  
**Benchmark:** SONIA  
**Fund manager:** Chris Brown

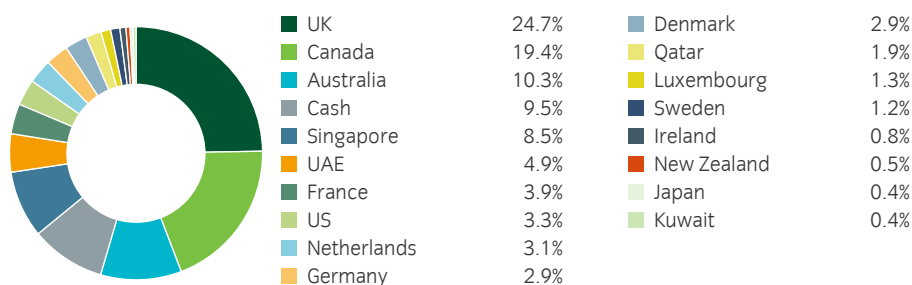
## FUND CHARACTERISTICS

	Fund
Yield (gross) (%)	4.34
Weighted average maturity (days)	13.7
Weighted average life (years)	1.2
Spread duration (years)	1.1

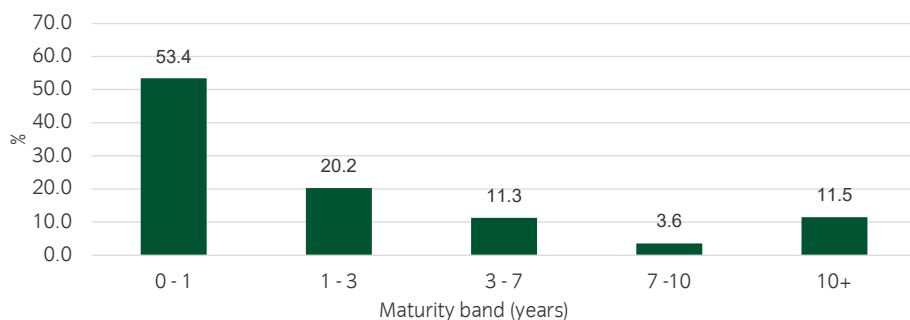
## CREDIT RATING



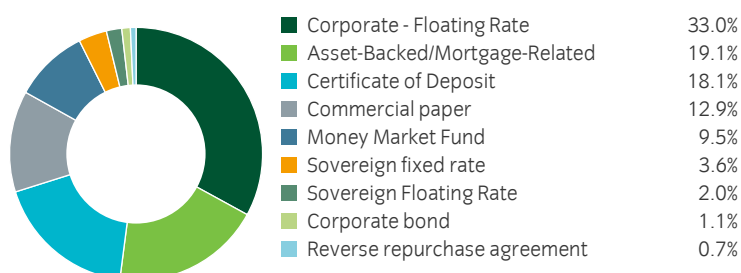
## GEOGRAPHY



## MATURITY PROFILE



## FUND ALLOCATION



## TECHNICAL DETAILS

**Legal structure:** Open Ended Investment Company (UCITS)

**Domicile:** Ireland

**Share class currencies:** Sterling, Euro

**Dealing frequency:** Daily, 4pm (Irish time) 2 days prior to relevant dealing day

**Settlement period:** T

**Pricing method:** NAV

**Scheme:** Insight Liquidity Funds plc

**Depository:** Northern Trust Fiduciary Services (Ireland) Limited

**Administrator:** Northern Trust International Fund Administration Services (Ireland) Limited

**Ongoing charges:** 0.30% (represented by share class 4 Accumulation, other share classes are available)



[www.insightinvestment.com](http://www.insightinvestment.com)

This document is a financial promotion/marketing communication and is not investment advice. This document is not a contractually binding document and must not be used for the purpose of an offer or solicitation in any jurisdiction or in any circumstances in which such offer or solicitation is unlawful or otherwise not permitted. This document should not be duplicated, amended or forwarded to a third party without consent from Insight Investment. Insight does not provide tax or legal advice to its clients and all investors are strongly urged to seek professional advice regarding any potential strategy or investment. Prospective investors are referred to the Fund's prospectus and Key Investor Information Document (KIID) for a full list of applicable risks, investor rights, risk profile, financial and non-financial investment terms. The latest Report & Accounts, Prospectus and KIID / KID can be found on the relevant country website at <http://www.insightinvestment.com> within the Prices section. Do not base any final investment decisions on this document alone. Portfolio holdings are subject to change, for information only and are not investment recommendations. Unless otherwise stated, the source of information and any view and opinions are those of Insight Investment. For clients and prospects of Insight Investment Management (Global) Limited: Issued by Insight Investment Management (Global) Limited. Registered office 160 Queen Victoria Street, London EC4V 4LA. Registered in England and Wales. Registered number 00827982. Authorised and regulated by the Financial Conduct Authority. FCA Firm reference number 119308. For clients and prospects of Insight Investment Management (Europe) Limited: Issued by Insight Investment Management (Europe) Limited. Registered office Riverside Two, 43-49 Sir John Rogerson's Quay, Dublin, D02 KV60. Registered in Ireland. Registered number 581405. Insight Investment Management (Europe) Limited is regulated by the Central Bank of Ireland. CBI reference number C154503.