



BUY AND MAINTAIN FUND

31 December 2025

FUND OBJECTIVE

The Fund seeks to generate a return for investors by investing primarily in a portfolio of debt securities

FUND SUMMARY

- Actively managed to aim to deliver an attractive absolute return through a long-term low turnover investment approach
- Aims to add value principally through attractive credits, continually managed to reflect Insight's credit views
- Aims to avoid flaws of a market-weight based benchmark approach, such as limiting unwanted concentration or bias towards most indebted issuers
- Rigorous, disciplined investment process drawing on a large team of credit analysts

SHARE CLASS PERFORMANCE (%)

	3 months		1 year		3 years (pa)		5 years (pa)		Since inception (pa)	
Fund	2.92		7.15		6.66		-0.81		3.34	
Benchmark	2.92		7.12		5.87		-1.64		2.80	
	Calendar year returns					12-month rolling returns				
	2025	2024	2023	2022	2021	2024-2025	2023-2024	2022-2023	2021-2022	2020-2021
Fund	7.15	1.86	11.18	-19.09	-2.20	7.15	1.86	11.18	-19.09	-2.20
Benchmark	7.12	1.04	9.63	-20.03	-2.98	7.12	1.04	9.63	-20.03	-2.98

Source: Insight Investment and Rimes. Fund performance is shown for share class S £ Acc and is calculated as total return, including reinvested income, gross of fees and expenses. Gross of fees performance results do not reflect the deduction of charges, which will reduce investors' returns. Comparator index measure shown is for the Markit iBoxx GBP Collateralised and Corporates ex-T1&UT2 (1% issuer cap/25% sector cap) Index until 31 July 2024. From 1 August 2024 the comparator index measure will be for the iBoxx Sterling Collateralised & Corporate (25% Sector Cap) Index, which has been used as a comparator for performance purposes. Performance for periods over one year is annualised. Past performance is not a guide to future performance. The value of investments and any income from them will fluctuate and is not guaranteed (this may be partly due to exchange rate fluctuations). Investors may not get back the full amount invested. Investors must read all performance information alongside the full performance information in the KIID.

FUND MANAGER COMMENTS

The fund delivered positive returns despite credit spreads being largely range-bound. Carry from both risk-free rates and spreads continue to contribute meaningfully to performance as all-in yields remain elevated. Gilt-yields fell across the curve following a market-friendly Autumn Budget and cooling growth and inflation data, which further added to returns. The fund performed in line with its comparator index. In terms of activity, it was a relatively quiet quarter, but the fund participated in attractively priced new issues including Associated British Ports, and a new asset backed securitisation from Vantage Data Centres. There were no sales for credit concerns.

FUND FACTS

Fund size: £1.3bn

Inception date: 6 June 2013

Benchmark: No benchmark

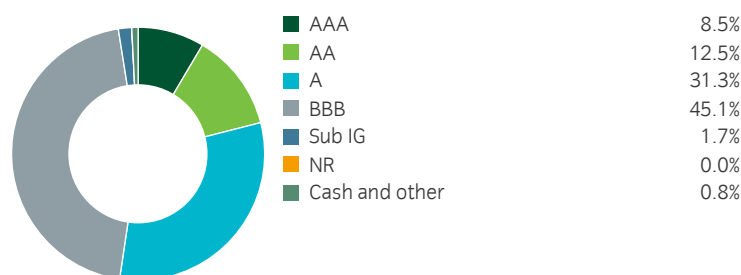
Fund manager: Adam Mossakowski

Target return: Absolute Return. Comparator used for performance purposes is the Markit iBoxx GBP Collateralised & Corporate (25% Sector Cap) Index

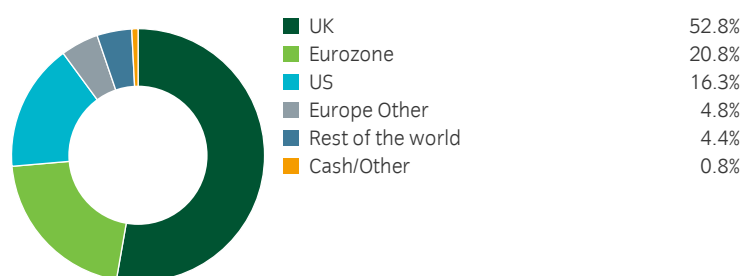
FUND CHARACTERISTICS

	Fund
Yield (%)	5.13
Government spread (bp)	86
Spread over swaps (bp)	134
Modified duration (years)	6.5
Spread duration (years)	5.8

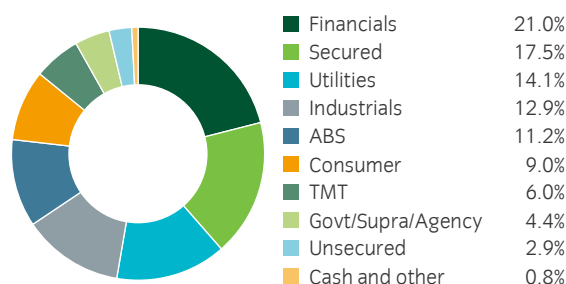
CREDIT RATING



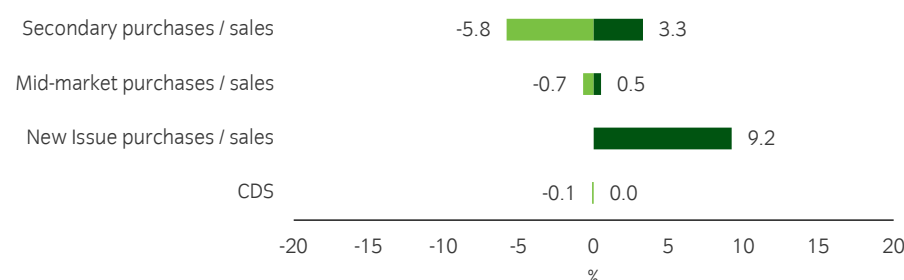
GEOGRAPHY



FUND ALLOCATION



ANNUALISED TURNOVER (since inception)



TECHNICAL DETAILS

Legal structure: Open Ended Investment Company (UCITS)

Domicile: Ireland

Share class currencies: Sterling

Dealing frequency: each Business Day (cut-off: T-1, 12pm Irish time)

Settlement period: T+3

Pricing method: Swinging single price

Scheme: Insight Global Funds II plc

Depository: Northern Trust Fiduciary Services (Ireland) Limited

Administrator: Northern Trust International Fund Administration Services (Ireland) Limited

Ongoing charges: 0.20% (represented by share class B Accumulation, other share classes are available)



www.insightinvestment.com

This document is a financial promotion/marketing communication and is not investment advice. This document is not a contractually binding document and must not be used for the purpose of an offer or solicitation in any jurisdiction or in any circumstances in which such offer or solicitation is unlawful or otherwise not permitted. This document should not be duplicated, amended or forwarded to a third party without consent from Insight Investment. Insight does not provide tax or legal advice to its clients and all investors are strongly urged to seek professional advice regarding any potential strategy or investment. Prospective investors are referred to the Fund's prospectus and Key Investor Information Document (KIID) for a full list of applicable risks, investor rights, risk profile, financial and non-financial investment terms. The latest Report & Accounts, Prospectus and KIID / KID can be found on the relevant country website at <http://www.insightinvestment.com> within the Prices section. Do not base any final investment decisions on this document alone. Portfolio holdings are subject to change, for information only and are not investment recommendations. Unless otherwise stated, the source of information and any view and opinions are those of Insight Investment. For clients and prospects of Insight Investment Management (Global) Limited: Issued by Insight Investment Management (Global) Limited. Registered office 160 Queen Victoria Street, London EC4V 4LA. Registered in England and Wales. Registered number 00827982. Authorised and regulated by the Financial Conduct Authority. FCA Firm reference number 119308. For clients and prospects of Insight Investment Management (Europe) Limited: Issued by Insight Investment Management (Europe) Limited. Registered office Riverside Two, 43-49 Sir John Rogerson's Quay, Dublin, D02 KV60. Registered in Ireland. Registered number 581405. Insight Investment Management (Europe) Limited is regulated by the Central Bank of Ireland. CBI reference number C154503.