

# UK LDI DATA SHEET

28 February 2022

		1 MONTH	3 MONTHS
Conventional gilts (zc) (% pa)	28 Feb 22	31 Jan 22	30 Nov 21
5 year	1.09	1.12	0.63
10 year	1.48	1.37	0.86
20 year	1.69	1.54	1.02
50 year	1.35	1.15	0.52

Index-linked gilts (zc) (% pa)	28 Feb 22	31 Jan 22	30 Nov 21
5 year	-3.50	-3.15	-3.83
10 year	-2.84	-2.73	-3.29
20 year	-2.27	-2.32	-2.80
50 year	-2.06	-2.17	-2.57

Gilt breakeven inflation (zc) (% pa)	28 Feb 22	31 Jan 22	30 Nov 21
5 year	4.76	4.41	4.64
10 year	4.45	4.21	4.28
20 year	4.06	3.95	3.93
50 year	3.48	3.39	3.17

Interest rate swaps (zc) (% pa)	28 Feb 22	31 Jan 22	30 Nov 21
5 year	1.54	1.33	0.95
10 year	1.42	1.23	0.83
20 year	1.33	1.14	0.72
50 year	1.09	0.87	0.42

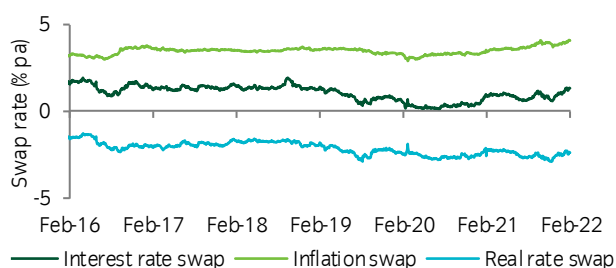
Inflation swaps (zc) (% pa)	28 Feb 22	31 Jan 22	30 Nov 21
5 year	5.10	4.72	4.99
10 year	4.55	4.36	4.49
20 year	4.08	3.99	3.97
50 year	3.47	3.42	3.30

Z-spread (zc) (bp pa)	28 Feb 22	31 Jan 22	30 Nov 21
Conventional 10 year	6	13	3
Conventional 20 year	36	39	30
Conventional 30 year	35	41	26
Index-linked 10 year	16	27	22
Index-linked 20 year	38	42	34
Index-linked 30 year	35	42	29

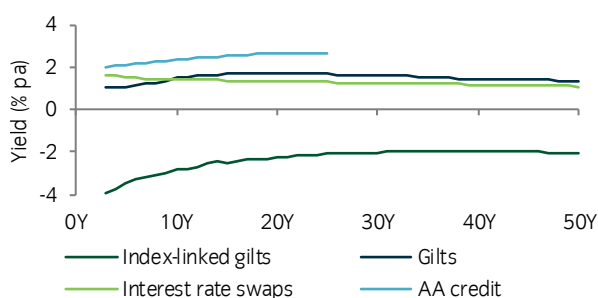
Financing rates (% pa)	28 Feb 22	31 Jan 22	30 Nov 21
3 month repo rate	0.82	0.58	0.26
3 month SONIA swap rate	0.75	0.52	0.17
6 month repo rate	1.10	0.79	0.39
6 month SONIA swap rate	1.01	0.72	0.30

Other rates (% pa)	28 Feb 22	31 Jan 22	30 Nov 21
20 year conventional gilt rate 3 years forward	1.78	1.63	1.05
20 year conventional gilt rate 5 years forward	1.83	1.65	1.07

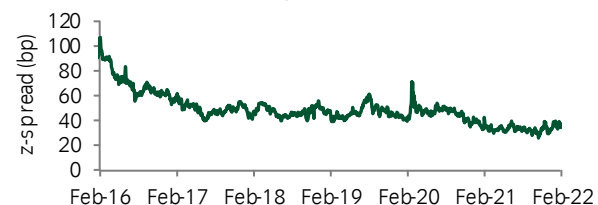
## 20 year swap rates (zc)



## Swap rates by maturity (coupon paying instrument)



## 20 year index-linked z-spread



## CDS spread (bp)

	28 Feb 22	31 Jan 22	30 Nov 21
iTraxx Europe 5 year (on-the-run-series)	71	59	58
iTraxx Europe 10 year (on-the-run-series)	108	98	96
CDX 10 year (on-the-run-series)	106	99	97

## Equity markets

	28 Feb 22	31 Jan 22	30 Nov 21
UK - FTSE100	7,458	7,464	7,059
US - S&P 500	4,374	4,516	4,567
Europe - Eurostoxx	3,924	4,175	4,063
Japan - Topix	1,887	1,896	1,928

## Equity volatility

	28 Feb 22	31 Jan 22	30 Nov 21
VIX Index	30.2	24.8	27.2

## Currency

	28 Feb 22	31 Jan 22	30 Nov 21
GBPUSD	1.34	1.34	1.33
GBPEUR	1.20	1.20	1.17

All data sources are Bloomberg, Barclays Capital and Insight. Data as at close of business on dates specified other than repo rates which are quoted intraday. All yields displayed are annualised.

## DEFINITIONS

### **Basis point (bp)**

A unit of measure equal to 1/100th of 1%.  
i.e. 0.01%.

### **BOE**

Bank of England.

### **Credit spread**

The difference in yield between AA corporate bonds and government bonds.

### **Forward rate**

The agreed future yield of an asset  
e.g. the 30 year swap rate starting  
3 years hence.

### **Inflation swaps**

A contractual agreement where an investor pays a fixed rate and receives a payment linked to inflation. There is no exchange of principal at inception or maturity. The percentage level refers to the fixed rate that is paid as part of the swap.

### **Interest rate swaps**

A contractual agreement to exchange a stream of periodic payments between counterparties, usually taking the form of exchanging a fixed rate for a floating rate. The agreement defines the dates when the cash flows are to be exchanged and the way that they are calculated. The percentage level refers to the fixed rate that is paid or received as part of the swap.

For further information please contact:

#### **Institutional Business Development**

businessdevelopment@insightinvestment.com  
020 7321 1552

#### **European Business Development**

europe@insightinvestment.com  
+49 69 12014 2650  
+44 20 7321 1928

### **Real rate swaps**

The real rate is the interest rate swap rate discounted by the inflation swap rate.

### **Repo rate**

The market rate for gilt repurchase agreements as published by the Bank of England.

### **SONIA**

Sterling Overnight Interbank  
Average rate. Note: SONIA interest rate swap rates used

### **Swaption**

A swaption is an option granting its owner the right but not the obligation to enter into an underlying swap at some future date.

### **VIX**

Chicago Board Options Exchange Market Volatility Index. A measure of the implied volatility of S&P 500 index options. It represents one measure of the market's expectation of stock market volatility over the next 30 day period.

### **Zero Coupon (zc)**

Zero coupon instruments are those that do not pay interest periodically but rather pay an accumulated sum rolled up at maturity.

### **Z-spread**

The z-spread is the difference in yield between a government issued bond and its corresponding swap derivative. More specifically, the Z-spread is the parallel shift applied to the SONIA swap curve such that when a bond's cash flows are discounted by the resulting discount factors at each annual maturity, the present value equals the market price of the bond. Here we are showing a positive Z-spread number to mean that gilt yields are higher than swap yields with equal durations.

All data sources are Bloomberg except 20 year index-linked z-spread which is sourced from Barclays Capital.

#### **Consultant Relationship Management**

consultantrelations@insightinvestment.com  
020 7321 1023

The data contained within this document is provided subject to this disclaimer and is provided for information purposes only. Insight Investment Management (Global) Limited ("Insight") has prepared this document based on data (some or all of which may have been provided to it by third parties) which has not been verified by Insight. Numbers are unaudited and should only be used as guidance. Accordingly, Insight accepts no responsibility whatsoever (whether in contract, tort or otherwise, except to the extent that any such liability cannot be excluded by law) for the provision of the information contained in this document or any other written or oral information made in connection with, including, but not limited to, the accuracy or reliability of any such information. Insight cannot be held liable for any trading or other decisions based on them.

This document is a financial promotion/marketing communication and is not investment advice.

This document is not a contractually binding document and must not be used for the purpose of an offer or solicitation in any jurisdiction or in any circumstances in which such offer or solicitation is unlawful or otherwise not permitted. This document should not be duplicated, amended or forwarded to a third party without consent from Insight Investment. Insight does not provide tax or legal advice to its clients and all investors are strongly urged to seek professional advice regarding any potential strategy or investment. Issued by Insight Investment Management (Global) Limited. Registered office 160 Queen Victoria Street, London EC4V 4LA. Registered in England and Wales. Registered number 00827982. Authorised and regulated by the Financial Conduct Authority. FCA Firm reference number 119308.

© 2022 Insight Investment. All rights reserved.