

UK LDI DATA SHEET

31 December 2020

Conventional gilts (zc) (% pa)	TODAY	1MONTH	3MONTHS
	31 Dec 20	30 Nov 20	30 Sep 20
5 year	-0.05	0.05	-0.08
10 year	0.23	0.34	0.26
20 year	0.73	0.86	0.78
50 year	0.55	0.69	0.62

Index-linked gilts (zc) (% pa)	TODAY	1MONTH	3MONTHS
	31 Dec 20	30 Nov 20	30 Sep 20
5 year	-2.94	-3.00	-3.00
10 year	-2.86	-2.83	-2.92
20 year	-2.48	-2.41	-2.40
50 year	-2.27	-2.28	-2.19

Gilt breakeven inflation (zc) (% pa)	TODAY	1MONTH	3MONTHS
	31 Dec 20	30 Nov 20	30 Sep 20
5 year	2.97	3.14	3.01
10 year	3.18	3.27	3.27
20 year	3.30	3.35	3.26
50 year	2.88	3.05	2.87

Interest rate swaps (zc) (% pa)	TODAY	1MONTH	3MONTHS
	31 Dec 20	30 Nov 20	30 Sep 20
5 year	-0.01	0.06	-0.03
10 year	0.16	0.24	0.14
20 year	0.31	0.41	0.30
50 year	0.20	0.32	0.23

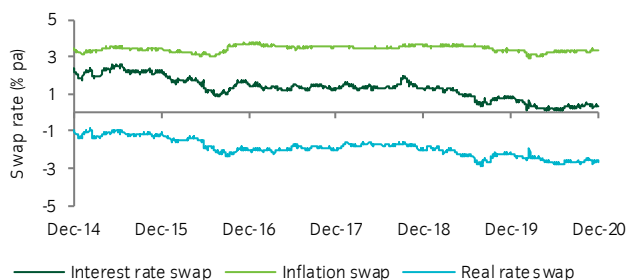
Inflation swaps (zc) (% pa)	TODAY	1MONTH	3MONTHS
	31 Dec 20	30 Nov 20	30 Sep 20
5 year	3.32	3.45	3.40
10 year	3.41	3.53	3.50
20 year	3.31	3.35	3.29
50 year	2.92	3.02	2.87

Z-spread by maturity (bp)	TODAY	1MONTH	3MONTHS
	31 Dec 20	30 Nov 20	30 Sep 20
Conventional 10 year (0.375% 2030)	6	9	12
Conventional 20 year (1.25% 2041)	38	41	44
Conventional 30 year (0.625% 2050)	44	45	48
Index-linked 10 year (0.125% 2029)	29	32	35
Index-linked 20 year (0.125% 2041)	42	45	51
Index-linked 30 year (0.5% 2050)	46	44	50

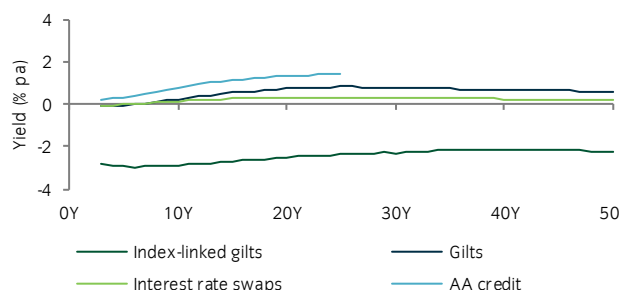
Financing rates (% pa)	TODAY	1MONTH	3MONTHS
	31 Dec 20	30 Nov 20	30 Sep 20
3 month repo rate	0.20	0.20	0.20
3 month SONIA swap rate	0.04	0.05	0.05
6 month repo rate	0.21	0.21	0.23
6 month SONIA swap rate	0.02	0.04	0.03

Other rates (% pa)	TODAY	1MONTH	3MONTHS
	31 Dec 20	30 Nov 20	30 Sep 20
20 year conventional gilt rate 3 years forward	0.92	1.05	0.97
20 year conventional gilt rate 5 years forward	1.04	1.16	1.08

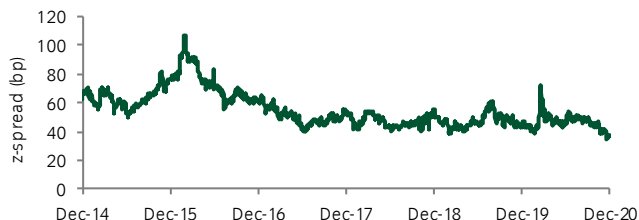
20-year Euro swap rates (zc)



Euro swap rates by maturity (coupon paying instrument)



20 year index-linked z-spread



CDS spread (bp)	TODAY	1MONTH	3MONTHS
	31 Dec 20	30 Nov 20	30 Sep 20
iTraxx Europe 5 year (on-the-run-series)	48	49	59
iTraxx Europe 10 year (on-the-run-series)	86	88	97
CDX 10 year (on-the-run-series)	91	92	101

Equity markets	TODAY	1MONTH	3MONTHS
	31 Dec 20	30 Nov 20	30 Sep 20
UK - FTSE 100	6,461	6,266	5,866
US - S&P 500	3,756	3,622	3,363
Europe - Eurostoxx 50	3,553	3,493	3,194
Japan - Topix	1,805	1,755	1,625

Equity volatility	TODAY	1MONTH	3MONTHS
	31 Dec 20	30 Nov 20	30 Sep 20
VIX Index	22.8	20.6	26.4

Currency	TODAY	1MONTH	3MONTHS
	31 Dec 20	30 Nov 20	30 Sep 20
GBPUSD	1.37	1.34	1.29
GBPEUR	1.12	1.12	1.10

All data sources are Bloomberg, Barclays Capital and Insight. Data as at close of business on dates specified. All yields displayed are annualised.

DEFINITIONS

Basis point (bp)

A unit of measure equal to 1/100th of 1%.
i.e. 0.01%.

BOE

Bank of England.

Credit spread

The difference in yield between AA corporate bonds and government bonds.

Forward rate

The agreed future yield of an asset
e.g. the 30 year swap rate starting
3 years hence.

Inflation swaps

A contractual agreement where an investor pays a fixed rate and receives a payment linked to inflation. There is no exchange of principal at inception or maturity. The percentage level refers to the fixed rate that is paid as part of the swap.

Interest rate swaps

A contractual agreement to exchange a stream of periodic payments between counterparties, usually taking the form of exchanging a fixed rate for a floating rate. The agreement defines the dates when the cash flows are to be exchanged and the way that they are calculated. The percentage level refers to the fixed rate that is paid or received as part of the swap.

For further information please contact:

Institutional Business Development

businessdevelopment@insightinvestment.com
020 7321 1547

Consultant Relationship Management

consultantrelations@insightinvestment.com
020 7321 1209

Real rate swaps

The real rate is the interest rate swap rate discounted by the inflation swap rate.

Repo rate

The market rate for gilt repurchase agreements as published by the Bank of England.

SONIA

Sterling Overnight Interbank
Average rate. Note: SONIA interest rate swap rates used

Swaption

A swaption is an option granting its owner the right but not the obligation to enter into an underlying swap at some future date.

VIX

Chicago Board Options Exchange Market Volatility Index. A measure of the implied volatility of S&P 500 index options. It represents one measure of the market's expectation of stock market volatility over the next 30 day period.

Zero Coupon (zc)

Zero coupon instruments are those that do not pay interest periodically but rather pay an accumulated sum rolled up at maturity.

Z-spread

The z-spread is the difference in yield between a government issued bond and its corresponding swap derivative. More specifically, the Z-spread is the parallel shift applied to the SONIA swap curve such that when a bond's cash flows are discounted by the resulting discount factors at each annual maturity, the present value equals the market price of the bond. Here we are showing a positive Z-spread number to mean that gilt yields are higher than swap yields with equal durations.

All data sources are Bloomberg except 20 year index-linked z-spread which is sourced from Barclays Capital.

The data contained within this document is provided subject to this disclaimer and is provided for information purposes only. Insight Investment Management (Global) Limited ("Insight") has prepared this document based on data (some or all of which may have been provided to it by third parties) which has not been verified by Insight. Numbers are unaudited and should only be used as guidance. Accordingly, Insight accepts no responsibility whatsoever (whether in contract, tort or otherwise, except to the extent that any such liability cannot be excluded by law) for the provision of the information contained in this document or any other written or oral information made in connection with, including, but not limited to, the accuracy or reliability of any such information. Insight cannot be held liable for any trading or other decisions based on them.

This document should not be amended or forwarded to a third party without the prior written consent of Insight. This document is a financial promotion and is not investment advice. Unless otherwise attributed the views and opinions expressed are those of Insight Investment at the time of publication and are subject to change. This document may not be used for the purposes of an offer or solicitation to anyone in any jurisdiction in which such offer or solicitation is not authorised or to any person to whom it is unlawful to make such offer or solicitation. Insight does not provide tax or legal advice to its clients and all investors are strongly urged to seek professional advice regarding any potential strategy or investment. Issued by Insight Investment Management (Global) Limited. Registered office 160 Queen Victoria Street, London EC4V 4LA. Registered in England and Wales. Registered number 00827982. Authorised and regulated by the Financial Conduct Authority. FCA Firm reference number 119308.

© 2020 Insight Investment. All rights reserved.