

FOR INSTITUTIONAL INVESTORS ONLY. NOT TO BE DISTRIBUTED TO RETAIL CLIENTS. This strategy is offered by Insight North America LLC (INA) in the United States. INA is part of Insight Investment. Performance presented is that of Insight Investment and should not specifically be viewed as the performance of INA. Please refer to the important disclosures at the back of this document.



US CORE FIXED INCOME STRATEGY

OPPORTUNITY

Risk-aware bond strategy: Navigating an evolving fixed income landscape characterized by rising yields, reduced liquidity, and increased market volatility can be challenging for investors. An actively managed core fixed income strategy that seeks to maximize risk-adjusted excess returns with controlled volatility has the potential to provide investors with enhanced returns and a more stable investment option than a passively-managed core strategy. The Insight US core fixed income strategy aims to offer investors a diversified, risk-controlled approach to gain broad market fixed income exposure.

Diversified investment style: The investment team manages credit, sector and duration risk through a diversified portfolio of primarily investment-grade fixed income securities. The strategy can invest up to 10% in out-of-benchmark sectors including high yield. The strategy focuses on active portfolio management with an emphasis on sector allocation and security selection. The team employs bottom-up security selection, drawing on the expertise of Insight's extensive team of research analysts. The principle of diversification can add value through the use of broad and deep capabilities across the full universe of the fixed income market. The strategy seeks to outperform in all phases of the cycle and to do so with predictability and controlled volatility. Strong risk controls are integral to the management of the strategy.

Experienced Team: Our US portfolio management team averages over 25 years of experience and has expertise across all subsectors of the fixed income market. We have managed multi-sector core style strategies for over 20 years and have produced attractive risk-adjusted returns through multiple economic cycles.

SNAPSHOT

Strategy inception: January 2005

Strategy assets: \$2,727m¹

Benchmark: Bloomberg Barclays US Aggregate index

Target²: Aims to outperform the benchmark by 75bp pa and target a high information ratio over a full economic cycle

Investment approach: Strategy emphasizes sector allocation and security selection

Duration profile: Typically +/-20% versus the benchmark

Quality profile: Typical average credit quality AA, with up to 10% in below investment grade

Investment universe: Index sectors plus up to 10% in non-index sectors such as high yield, collateralized loan obligations, TIPs, and tax exempt securities

Portfolio managers: Gautam Khanna, CFA®, CPA and team³

Portfolio manager experience: Average of 27 years industry experience with an average 22 years at Insight and its affiliates

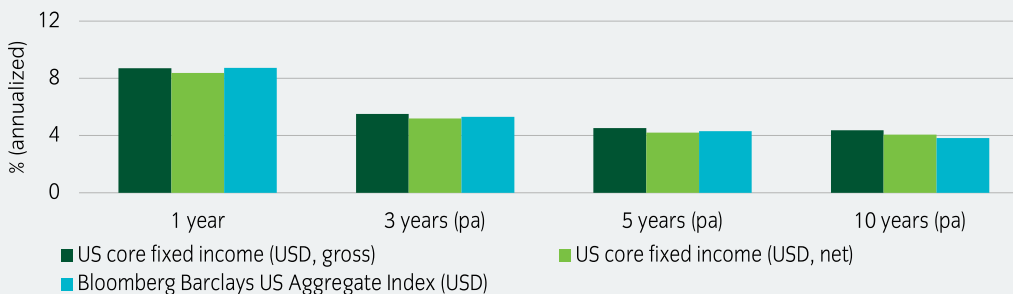
Availability: Separate account with \$100 million minimum

Strategy offered by: Insight North America LLC

¹ As of June 30, 2020. Not all strategy assets are measured against the benchmark. ² Please see important disclosures at the back of this document.

³ CFA® and Chartered Financial Analyst® are registered trademarks owned by CFA Institute.

PERFORMANCE



Data as of June 30, 2020. Performance presented is that of the US core fixed income strategy (USC5003) in USD. The quoted benchmark does not reflect deductions for fees, expenses or taxes. The benchmark is unmanaged and does not reflect actual trading. There could be material factors relevant to any such comparison such as differences in the volatility, and regulatory and legal restrictions between the index shown and the strategy.

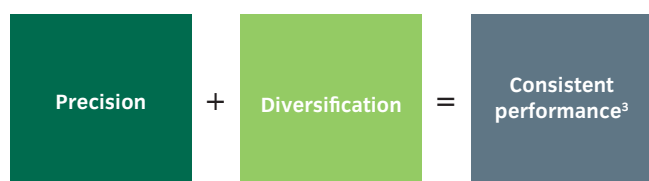
Past performance is not a guide to future performance. Investment in this strategy involves substantial risk of loss. The value of investments and the income from them can fall as well as rise and are not guaranteed, investors may not get back the original amount invested. The performance results are shown both net and gross of investment management fees and reflect the reinvestment of dividends and other earnings. Gross performance results do not reflect the deduction of investment advisory fees; as such, clients' returns will be reduced by the investment advisory fees and other expenses. Please refer to the disclosures and index definition at the back of this document.

INSIGHT'S EXPERTISE

Insight's global fixed income team is deeply resourced and highly experienced. Our investment professionals are specialists, not generalists, in their area of expertise. Each has their own focused area of market knowledge, which gives us the skills and resources to analyze a very broad range of the investment opportunities available to us. We leverage our investment specialists to exploit the full universe of the fixed income market.

INVESTMENT PHILOSOPHY

Our philosophy focuses on two key investment principles: precision and diversification. While neither concept, when viewed in isolation, is unique, it is the way our portfolio managers combine and apply them that we believe provides a highly differentiated approach to investment management.



Precision: In assessing investment opportunities, we seek to include only those elements of market risk that we consider attractive and we aim to eliminate unintended risks.

Diversification: We seek to add value through active management of risk and return across a broad range of investment opportunities using proprietary management techniques.

³ Manager makes no assurance that performance targets will be achieved.

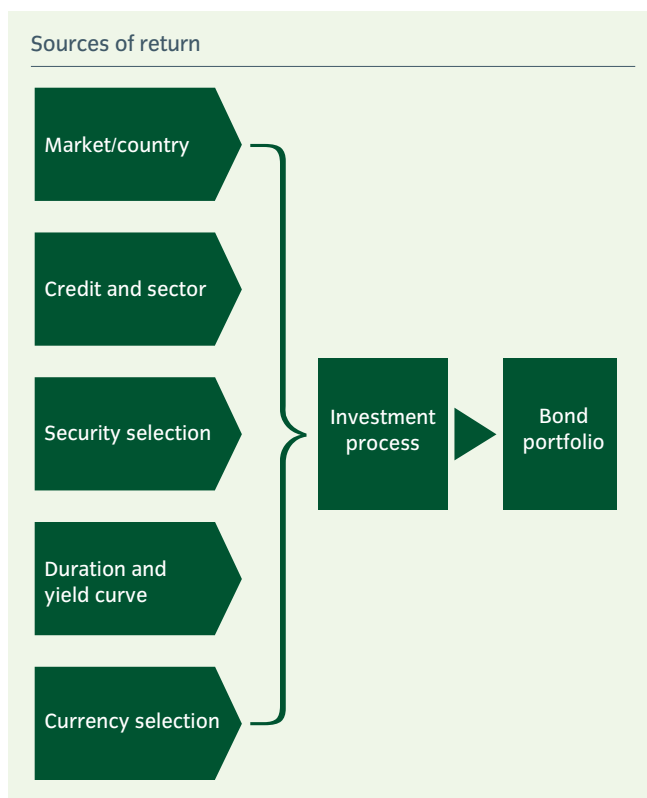
THE TEAM

- Insight's global Fixed Income Group numbers 116 investment professionals with an average industry experience of 17 years.
- The US team is comprised of 33 fixed income investment professionals made up of analysts, portfolio managers and dedicated traders.
- Experienced and stable US investment team has an average of 20 years industry experience.
- The global Credit Team covers both corporate and structured sectors, includes 45 research analysts who are responsible for providing security and sector recommendations to our portfolio managers. The team is arranged with each analyst taking responsibility for either individual industry groups (e.g., consumer non-cyclicals) or specific sub-sectors (e.g., ABS). Where an analyst is covering an industry they will cover issuers within that industry across the entire rating spectrum from investment grade to high yield.

As of June 30, 2020. Includes employees of Insight North America and affiliates.

INVESTMENT APPROACH

There are five broad investment areas which we identify as the main sources of risk and potential added value within global fixed income portfolios. We believe that all these areas, which can vary over time, are equally important and can have an equally significant impact on portfolio performance. While we have the ability to use any of the sources of added value, for our US-centric portfolios the main drivers of alpha have been primarily focused on sector allocation, security selection, and duration and yield curve. Within the context of a global process, the main sources of added value vary by strategy and are depicted in the following chart:



CREDIT AND SECTOR

Our sector allocation is based on a top-down approach that combines long-term strategic forecasts, shorter-term tactical views and observations of market trends. In addition, there is extensive bottom-up analysis to identify what we believe to be the most compelling investment opportunities for our clients.

SECURITY SELECTION

In constructing the portfolios, portfolio managers bring together the inputs from our top-down global macro-economic analysis, US credit and sector strategy with the bottom-up individual security selection inputs from our credit analysts. Only what we consider to be attractive opportunities, at the right valuation, are included in our client portfolios. Typically, credit and securitized security selection and sector allocation will be the primary drivers of alpha within the portfolios.

DURATION AND YIELD CURVE

When managing portfolio duration, we are taking a view on the direction of bond yields and interest rates. To achieve consistency across markets in this area, we have developed an approach based upon strategic, tactical and momentum decisions. Our strategic forecast for bond yields over the next 12 months is based primarily on fundamental economic analysis. Our tactical view of markets takes into account a much shorter period and also considers momentum.

RISK MANAGEMENT

Process

Units of risk	<ul style="list-style-type: none">• Proprietary risk calibration process• Linked to performance targets
Risk systems	<ul style="list-style-type: none">• Advanced risk modeling, volatility forecasting and scenario analysis• Tracking error and Value-at-Risk measures
thinkFolio	<ul style="list-style-type: none">• Comprehensive portfolio analytics• Pre-trade compliance checking• Post-trade compliance monitoring
Insight risk team	<ul style="list-style-type: none">• Specialist internal risk team• Monitors investment and operational risk• Board level representation within Insight

SAMPLE GUIDELINES

Typical parameters

- Maximum 5% exposure per issuer
- +/-20% in duration versus the benchmark
- Non-index exposure typically up to 10%, including below investment grade
- Minimum quality at purchase is BB-

COLLABORATIVE APPROACH

Insight's approach is centered upon working closely with our clients to understand their requirements and agree upon the parameters of the mandate to ensure their target objective is met. We construct each portfolio on a tailored, segregated basis to reflect each client's unique requirements.

ABOUT INSIGHT INVESTMENT

Insight Investment is a global asset manager and a leader in liability-driven investment (LDI) and fixed income solutions. We manage \$879bn⁴ across risk management, alpha generation and liquidity management strategies. We aim to meet our clients' objectives with the highest degree of certainty and work closely with them through all stages of their investment journey.

- Insight is the largest LDI manager in the world⁵ and was a pioneer of liability-management solutions
- Our fixed income solutions use proprietary systems and processes, such as our Units of Risk framework and our landmine checklist
- We are a pioneer of integrated fixed income and derivative

strategies for risk management purposes

- We have helped clients dynamically manage currency risk for two decades
- A founding signatory to United Nations-supported Principles for Responsible Investment (PRI) in 2006, we integrate ESG analysis into all investment decisions

⁴As of June 30, 2020. Assets under management (AUM) are represented by the value of cash securities and other economic exposure managed for clients. Figures shown in USD. FX rates as per WM Reuters 4pm spot rates. Reflects the AUM of Insight, the corporate brand for certain companies operated by Insight Investment Management Limited (IIML). Insight includes, among others, Insight Investment Management (Global) Limited (IIMG), Insight Investment International Limited (IIL), Insight Investment Management (Europe) Limited (IIMEL) and Insight North America LLC (INA), each of which provides asset management services.

⁵Source: Greenwich Associates 2020. Results are based on interviews with 10 UK consultants evaluating LDI.

FIND OUT MORE

Insight Investment

200 Park Avenue, 7th Floor
New York, NY 10166
212-527-1800

Client Relationship Management

institutionalna@insightinvestment.com

Consultant Relationship Management

consultantsna@insightinvestment.com



[@InsightInvestUS](https://twitter.com/InsightInvestUS)



[company/insight-investment-north-america](https://www.linkedin.com/company/insight-investment-north-america)



www.insightinvestment.com

IMPORTANT DISCLOSURES

This document has been prepared by Insight North America LLC (INA), a registered investment adviser under the Investment Advisers Act of 1940 and regulated by the US Securities and Exchange Commission. INA is part of 'Insight' or 'Insight Investment', the corporate brand for certain asset management companies operated by Insight Investment Management Limited including, among others, Insight Investment Management (Global) Limited, Insight Investment International Limited and Insight Investment Management (Europe) Limited (IIMEL).

Opinions expressed herein are current opinions of Insight, and are subject to change without notice. Insight assumes no responsibility to update such information or to notify a client of any changes. Any outlooks, forecasts or portfolio weightings presented herein are as of the date appearing on this material only and are also subject to change without notice. Insight disclaims any responsibility to update such views. No forecasts can be guaranteed.

Nothing in this document is intended to constitute an offer or solid action to sell or a solid action of an offer to buy any product or service (nor shall any product or service be offered or sold to any person) in any jurisdiction in which either (a) INA is not licensed to conduct business, and/or (b) an offer, solicitation, purchase or sale would be unavailable or unlawful.

This document should not be duplicated, amended, or forwarded to a third party without consent from INA. This is a marketing document intended for institutional investors only and should not be made available to or relied upon by retail investors. This material is provided for general information only and should not be construed as investment advice or a recommendation. You should consult with your adviser to determine whether any particular investment strategy is appropriate.

Assets under management include exposures and cash, and are calculated on a gross notional basis. Regulatory assets under management without exposures shown can be provided upon request.

Past performance is not a guide to future performance, which will vary. The value of investments and any income from them will fluctuate and is not guaranteed (this may partly be due to exchange rate changes). Future returns are not guaranteed and a loss of principal may occur.

Certain performance numbers used in the analysis are gross returns. The performance reflects the reinvestment of all dividends and income. INA charges management fees on all portfolios that they manage and these fees will reduce the returns on the portfolios. For example, assume that \$30 million is invested in an account with INA, and this account achieves a 5.0% annual return compounded monthly, gross of fees, for a period of five years. At the end of five years that account would have grown to \$38,500,760 before the deduction of management fees. Assuming management fees of 0.25% per year are deducted monthly from the account, the value at the end of the five year period would be \$38,022,447. Actual fees for new accounts are dependent on size and subject to negotiation. INA's investment advisory fees are discussed in Part 2A of its Form ADV. A full description of INA's advisory fees are described in Part 2A of Form ADV available from INA at www.adviserinfo.sec.gov.

Targeted returns intend to demonstrate that the strategy is managed in such a manner as to seek to achieve the target return over a normal market cycle based on what Insight has observed in the market, generally, over the course of an investment cycle. In no circumstances should the targeted returns be regarded as a representation, warranty or prediction that the specific deal will reflect any particular performance or that it will achieve or is likely to achieve any particular result or that investors will be able to avoid losses, including total losses of their investment.

The information shown is derived from a representative account deemed to appropriately represent the management styles herein. Each investor's portfolio is individually managed and may vary from the information shown. The mention of a specific security is not a recommendation to buy or sell such security. The specific securities identified are not representative of all the securities purchased, sold or recommended for advisory clients. It should not be assumed that an investment in the securities identified will be profitable. Actual holdings will vary for each client and there is no guarantee that a particular client's account will hold any or all of the securities listed.

The quoted benchmarks within this document do not reflect deductions for fees, expenses or taxes. These benchmarks are unmanaged and cannot be purchased directly by investors. Benchmark performance is shown for illustrative purposes only and does not predict or depict the performance of any investment. There may be material factors relevant to any such comparison such as differences in volatility, and regulatory and legal restrictions between the indices shown and the strategy.

Transactions in foreign securities may be executed and settled in local markets. Performance comparisons will be affected by changes in interest rates. Investment returns fluctuate due to changes in market conditions. Investment involves risk, including the possible loss of principal. No assurance can be given that the performance objectives of a given strategy will be achieved.

Insight does not provide tax or legal advice to its clients and all investors are strongly urged to consult their tax and legal advisors regarding any potential strategy or investment.

Information herein may contain, include or is based upon forward-looking statements within the meaning of the federal securities laws, specifically Section 21E of the Securities Exchange Act of 1934, as amended. Forward-looking statements include all statements, other than statements of historical fact, that address future activities, events or developments, including without limitation, business or investment strategy or measures to implement strategy, competitive strengths, goals expansion and growth of our business, plans, prospects and references to future or success. You can identify these statements by the fact that they do not relate strictly to historical or current facts. Words such as 'anticipate', 'estimate', 'expect', 'project', 'intend', 'plan', 'believe', and other similar words are intended to identify these forward-looking statements. Forward-looking statements can be affected by inaccurate assumptions or by known or unknown risks and uncertainties. Many such factors will be important in determining our actual future results or outcomes. Consequently, no forward-looking statement can be guaranteed. Our actual results or outcomes may vary materially. Given these uncertainties, you should not place undue reliance on these forward-looking statements.

Insight and BNY Mellon Securities Corporation are subsidiaries of BNY Mellon. BNYMSC is a registered broker and FINRA member. BNY Mellon is the corporate brand of the Bank of New York Mellon Corporation and may also be used as a generic term to reference the Corporation as a whole or its various subsidiaries generally. Products and services may be provided under various brand names and in various countries by subsidiaries, affiliates and joint ventures of the Bank of New York Mellon Corporation where authorized and regulated as required within each jurisdiction. Unless you are notified to the contrary, the products and services mentioned are not insured by the FDIC (or by any government entity) and are not guaranteed by or obligations of the Bank of New York Mellon Corporation or any of its affiliates. The Bank of New York Mellon Corporation assumes no responsibility for the accuracy or completeness of the above data and disclaims all expressed or implied warranties in connection there with. Personnel of certain of our BNY Mellon affiliates may act as: (i) registered representatives of BNY Mellon Securities Corporation (in its capacity as a registered broker-dealer) to offer securities, (ii) officers of the Bank of New York Mellon (a New York chartered bank) to offer bank-maintained collective investment funds and (iii) associated persons of BNY Mellon Securities Corporation (in its capacity as a registered investment adviser) to offer separately managed accounts managed by BNY Mellon Investment Management firms.

Disclaimer for Non-US Clients: Prospective clients should inform themselves as to the legal requirements and tax consequences within the countries of their citizenship, residence, domicile and place of business with respect to the purchase and ongoing provision of advisory services. No regulator or government authority has reviewed this document or the merits of the products and services referenced herein.

This document is directed and intended for 'institutional investors' (as such term is defined in various jurisdictions). By accepting this document, you agree (a) to keep all information contained herein (the 'Information') confidential, (b) not use the Information for any purpose other than to evaluate a potential investment in any product described herein, and (c) not to distribute the Information to any person other than persons within your organization or to your client that has engaged you to evaluate an investment in such product.

Telephone conversations may be recorded in accordance with applicable laws.

INDEX DEFINITION

Information about the index shown here is provided to allow for comparison of the performance of the strategy to that of certain well-known and widely recognized indices. There is no representation that such index is an appropriate benchmark for such comparison. You cannot invest directly in an index and the indices represented do not take into account trading commissions and/or other brokerage or custodial costs. The volatility of the indices may be materially different from that of the strategy. In addition, the strategy's holdings may differ substantially from the securities that comprise the indices shown.

The Bloomberg Barclays US Aggregate Bond Index is an unmanaged index composed of securities from the Barclays Government/Corporate Bond Index, Mortgage-Backed Securities Index and the Asset-Backed Securities Index. Total return comprises price appreciation/depreciation and income as a percentage of the original investment. Indices are rebalanced monthly by market capitalization.

© 2020 Insight Investment. All rights reserved.