

JULY 2023

A SECURED FINANCE PRIMER

CAPTURING VALUE BY UNDERSTANDING AND EXPLOITING COMPLEXITY

SECURED FINANCE MAY BE A RARE EXAMPLE OF AN ASSET CLASS THAT HAS THE POTENTIAL TO REGULARLY PROVIDE HIGHER RETURNS FOR LOWER RISK.

EXECUTIVE SUMMARY

We believe that secured finance is a greatly underappreciated fixed income asset class. This may be partly due to legacy issues relating to the tribulations of the 2008 global financial crisis. Potential investors may not be aware that defaults have been rare in the secured finance markets. Despite such rarity, secured finance frequently pays a premium over standard corporate bonds of similar and even higher credit ratings, which may be largely because they command a high degree of skill and expertise to properly analyse and model. This represents a exploitable premium for investing in a specialist and complex asset class that is typically less well understood by investors rather than a premium for accepting additional credit risk. Consequently, secured finance could be considered one of the most defensive yet rewarding sources of yield currently available in the fixed income markets.

SECURED FINANCE DE-MYSTIFIED

What is secured finance?

The secured finance market, which includes asset-backed securities (ABS), is a credit market in which the coupons and principal payments are backed by collateral.

The investments typically derive their coupons and principal payments directly from underlying pools of loans. Examples of these loans can include mortgages or corporate loans which are often secured against hard assets, like real estate, which provide investors security in the event of default.

Broadly, three types of collateral are common in the ABS market: residential and consumer, commercial real estate and secured corporate, as illustrated in Figure 1.

Figure 1: Three types of secured finance¹

COLLATERAL TYPE	PUBLIC SECURITIES
Residential and consumer borrowers	<ul style="list-style-type: none"> • Prime residential mortgages • Buy-to-let mortgages • Non-standard mortgages
Commercial real estate	<ul style="list-style-type: none"> • Commercial mortgage-backed securities
Secured corporates	<ul style="list-style-type: none"> • Collateralized loan obligations • Whole business securitizations

Investors also could potentially benefit from other protections beyond collateral assets providing security, such as covenant packages, which are essentially terms and conditions that help lenders manage the risk of default.

The key difference between secured finance and more mainstream corporate bonds is that the latter are typically unsecured (particularly in the investment grade market) and also offer comparatively little in the way of structural protection.

How ABS are structured

Banks create ABS structures by taking loans from their books (such as mortgages previously written to customers) into a separate legal structure known as a **special purpose vehicle (SPV)**. The loans are then repackaged into bond structures that investors can buy.

This step may sound like a technicality, but it is crucial, since it makes the structure of these bonds something we refer to as **'bankruptcy remote'**. This means if the originating bank goes bust, it will have no direct impact on the ABS structure. This is what differentiates the market from say, covered bonds, which, despite their security, still ultimately leave investors exposed to the issuing bank's credit risk.

How ABS enhance credit quality

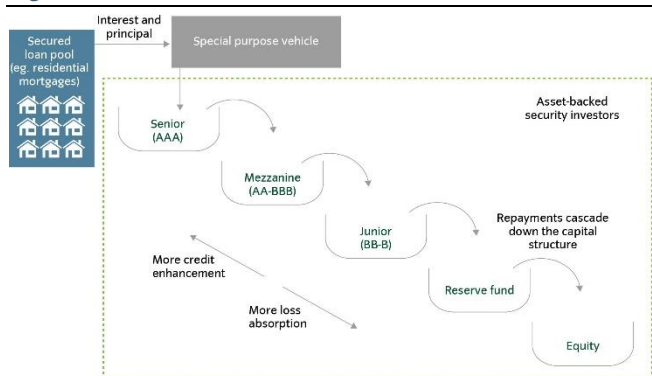
ABS are structured into different classes of bonds with different credit ratings.

¹ For illustrative purposes only.

As Figure 2 illustrates, the principal and interest payments from the underlying loan pools flow through to the SPV which then distributes the payments to holders of the highest-rated bonds (senior bondholders) first. Only once these bondholders have been paid in full are proceeds distributed to the holders of lower-rated bonds (mezzanine or junior). This cascading pattern continues all the way down the capital structure and is known as a 'waterfall' structure.

Effectively, the bonds higher up the capital structure have a higher credit quality than the underlying loan pool in aggregate because they will generally still be repaid even if a portion of the underlying loans default. We call this process 'credit enhancement'. However, those at the bottom of capital structure would suffer losses immediately should loans in the pool begin to go bad, hence they are called 'loss absorbing'.

Figure 2: Secured finance "waterfall"²

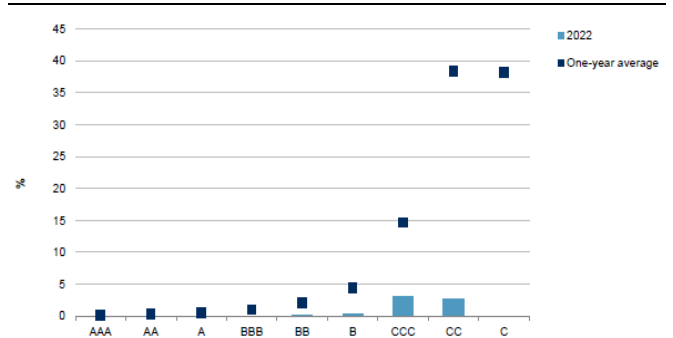


SECURED FINANCE – MORE DEFENSIVE THAN YOU MIGHT THINK

Many investors may not appreciate that much of the global ABS market has suffered little or no defaults at all. In 2008, global ABS markets weathered the crisis outside the problem areas of US subprime mortgage bonds and US collateralized debt obligations (CDOs). Despite this, for some with little knowledge of the ABS market, the asset class is synonymous with the global financial crisis of 2008, given the fall-out that related to the subprime mortgage bond market and the disastrous consequences it brought.

A report by S&P Global³, showed the investment grade (IG) sectors (rated AAA to BBB) of the secured finance universe, have suffered very few defaults over the long term (Figure 3). It also highlighted there were no defaults from the four IG rating categories in 2022. Those that did occur were confined to the speculative grade high yield universe.

Figure 3: Default rates remain largely confined to the speculative grade level³



US: low defaults beyond the subprime housing nightmare

Data compiled by S&P, of US ABS sectors including student loans, auto loans and credit card ABS shows that from 1983 – 2022 the one-year average default rate was 0.35% including speculative grade exposures³, and that for 2022 itself it was just 0.04% in 2022, the lowest rate since 2000. Even during the global financial crisis, the trailing 12-month default rate did not rise above 1% and the last time an IG rated default in the US ABS sectors was recorded was in 2010³.

Europe: remarkable resilience through various crises

Outside the US, secured finance has also shown remarkable levels of resilience. Investment grade tranches of European ABS have exhibited low levels of default, with zero average default rates in prime UK and Dutch RMBS from 1988 - 2021, according to S&P⁴. The average one-year default rate for European leveraged loan CLOs was 0.1% over the same period and 0.2% across IG commercial MBS.

Default rates are even lower in more senior tranches, with the weighted average one-year default rate in IG-rated European RMBS of just 0.04%⁴. Many of these markets benefit from the recourse nature of the loans, in particular RMBS, as well as the tougher regulatory regimes in place in the aftermath of the global financial crisis in 2008.

SECURED FINANCE – A RARE EXAMPLE OF HIGHER RETURNS FOR LOWER RISK?

Traditionally, in our view, investors expect that, to achieve higher returns they must be comfortable with taking more risk. This assumption has been a cornerstone of portfolio theory since the original mean-variance models of the 1950s.

However, secured finance may challenge that assumption. We have seen that ABS markets can offer higher credit spreads than comparable corporate bonds with lower credit ratings. An example of this is provided in Figure 4 – where AAA US CLOs offer comparable credit spreads to the US investment grade credit index, which is unsecured and today has more than a 40%

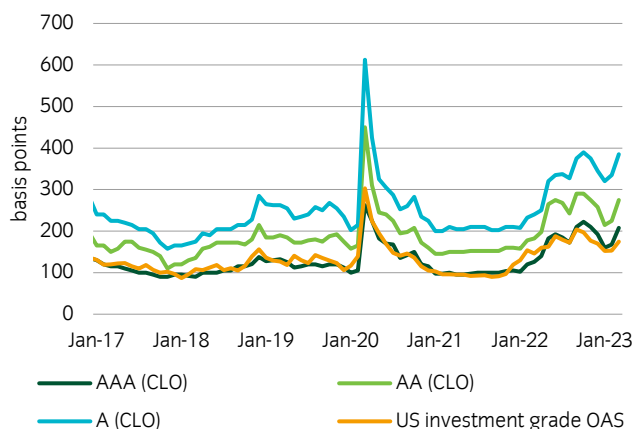
² Insight. For illustrative purposes only.

³ S&P Global Ratings, "2022 Annual Global Structured Finance Default Study and Rating Transitions", March 2023

⁴ S&P Global Ratings "2021 Annual European Structured Finance Default and Rating Transition Study", September 2022

weighting to BBB credit. AA and A-rated CLOs have consistently offered materially higher spreads.

Figure 4: Highly rated US CLO spreads are above investment grade corporate credit which is rated lower⁵



The secured finance ‘complexity premium’

We strongly believe the main reason secured finance can frequently offer higher credit spreads for higher credit ratings is because of the likely complex nature of each security’s composition. Managing secured finance strategies can require additional expertise, which can constrain the number of eligible buyers.

Fewer likely buyers can undermine demand, leading to higher credit spreads. When investing in corporate bonds, investors need to analyse the credit metrics of the company they are investing in. However, when investing in an ABS instrument, they may need to analyse every single underlying loan backing a deal. This typically requires a great deal of specialist expertise, resource, and process sophistication.

Furthermore, as most of the loans underlying a secured finance instrument tend to be floating rate, pre-payable and extendable, investors would need to run mathematical stress tests to gain a good understanding of how they might perform under different economic stress scenarios.

This typically requires sophisticated mathematical modelling techniques. The models allow investors to hypothesize various potential outcomes using the effects of historical recessions (such as the 2000s recession and the 2008 global financial crisis) as well severe alternative stress scenarios, to gain a good understanding of the risks.

Some assets, such as CLOs, pose further challenges. CLOs differ from more standard ABS in that the underlying loan pools are not static – instead they are dynamically managed by a dedicated portfolio manager.

This adds an additional layer of due diligence to investors’ research: evaluating the CLO portfolio managers, their historical performance, manager style, the manager’s platform,

organization, resources, underwriting capabilities, as well as their portfolio construction and monitoring processes.

This is all in addition to the line-by-line analysis of all the loans the manager is investing in. Finally, when purchasing multiple CLOs, investors would also need to be wary of collateral overlap as different managers may hold the same securities.

Figure 5: Expertise to overcome the analytical complexity can potentially provide higher spreads for equivalent credit risk⁶



SUCCESSFULLY UNDERSTANDING ASSET COMPLEXITY MAY HELP CAPTURE ATTRACTIVE YIELD AND ADDITIONAL VALUE

It can be challenging for investors to achieve attractive income without migrating up the risk spectrum. We believe secured finance stands out as a compelling option, with higher yields being generally available for a given level of credit risk in what, on close investigation may be considered an asset class that is fundamentally defensive.

At Insight, we have been managing global secured finance portfolios since before the 2008 financial crisis and our portfolios have never suffered a default. We also invest in yet more complex related private secured finance markets across that universe, typically on behalf of our large institutional clients, as those assets may have the potential to achieve further additional yield and returns over time.

We believe that, if investors have access to skilled, experienced and well-resourced asset managers, then investing in secured finance could represent a strong opportunity to which they may be underexposed.

RESPONSIBLE INVESTING IN SECURED FINANCE

For Insight, responsible investment is about value and values. We believe risks, including environmental, social and governance (ESG) risks, can affect the value of an investment.

ESG analysis forms part of our credit review process. The team issues a proprietary ESG questionnaire for issuers to voluntarily complete. ESG scores may be derived from these questionnaires where they are completed. This process aims to aid our analysis and complement any direct engagement with originators where we assess their loan origination process, asset quality and bond or loan structure.

⁵ Citigroup, ICE BofA US Corporate Index (COA0) As at 31 March 2023.

⁶ For illustrative purposes only.

IMPORTANT INFORMATION

RISK DISCLOSURES

Past performance is not indicative of future results. Investment in any strategy involves a risk of loss which may partly be due to exchange rate fluctuations.

The performance results shown, whether net or gross of investment management fees, reflect the reinvestment of dividends and/or income and other earnings. Any gross of fees performance does not include fees, taxes and charges and these can have a material detrimental effect on the performance of an investment. Taxes and certain charges, such as currency conversion charges may depend on the individual situation of each investor and are subject to change in future.

Any target performance aims are not a guarantee, may not be achieved and a capital loss may occur. The scenarios presented are an estimate of future performance based on evidence from the past on how the value of this investment varies over time, and/or prevailing market conditions and are not an exact indicator. They are speculative in nature and are only an estimate. What you will get will vary depending on how the market performs and how long you keep the investment/product. Strategies which have a higher performance aim generally take more risk to achieve this and so have a greater potential for the returns to be significantly different than expected.

Any projections or forecasts contained herein are based upon certain assumptions considered reasonable. Projections are speculative in nature and some or all of the assumptions underlying the projections may not materialize or vary significantly from the actual results. Accordingly, the projections are only an estimate.

ASSOCIATED INVESTMENT RISKS

ESG


- **Investment type:** The application and overall influence of ESG approaches may differ, potentially materially, across asset classes, geographies, sectors, specific investments or portfolios due to the nature of the specific securities and instruments available, the wide range of ESG factors which may be applied and ESG industry practices applicable in a particular investable universe.
- **Integration:** The integration of ESG factors refers to the inclusion of ESG risk factors alongside financial risk factors in investment analysis and research to judge the fair value of a particular investment and may also include the monitoring and reporting of such risks within a portfolio. Integrating ESG factors in this way will not typically restrict the potential investable universe, but rather aims to ensure that relevant and material ESG risks are taken into account by analysts and/or portfolio managers in their decision-making, alongside other relevant and material financial risks.
- **Ratings:** The use and influence of our ESG ratings in specific investment strategies will vary, potentially significantly, depending on a number of factors including the nature of the asset class and the structure of the investment mandate involved. For an investment portfolio with a financial objective, and without specific ESG or sustainability objectives, a high or low ESG rating may not automatically lead to a buy or sell decision: the rating will be one factor among others that may help a portfolio manager in evaluating potential investments consistently.
- **Engagement activity:** The applicability of Insight firm level ESG engagement activity and the outcomes of this activity relating to buy, hold and sell decisions made within specific investment strategies will vary, potentially significantly, depending on the nature of the asset class and the structure of the investment mandate involved.
- **Reporting:** The ESG approach shown is indicative and there is no guarantee that the specific approach will be applied across the whole portfolio.
- **Performance/quality:** The influence of ESG criteria on the overall risk and return characteristics of a portfolio is likely to vary over time depending on the investment universe, investment strategy and objective and the influence of ESG factors directly applicable on valuations which will vary over time.
- **Costs:** The costs described will have an impact on the amount of the investment and expected returns.
- **Forward looking commitments and related targets:** Where we are required to provide details of forward-looking targets in line with commitments to external organisations, e.g. Net Zero Asset Managers Initiative, these goals are aspirational and defined to the extent that we are able and in accordance with the third party guidance provided. As such we do not guarantee that we will meet them in whole or in part or that the guidance will not evolve over time. Assumptions will vary, but include whether the investable universe evolves to make suitable investments available to us over time and the approval of our clients to allow us to align their assets with goals in the context of the implications for their investments and issues such as their fiduciary duty to beneficiaries.




Insight applies a wide range of customised ESG criteria to mandates which are tailored to reflect individual client requirements. Individual investor experience will vary depending on the investment strategy, investment objectives and the specific ESG criteria applicable to a Fund or portfolio. Please refer to the investment management agreement or offering documents such as the prospectus, Key Investor Information Document (KIID) or the latest Report and Accounts which can be found at www.insightinvestment.com and where applicable information in the following link for mandates in scope of certain EU sustainability regulations <https://www.insightinvestment.com/regulatory-home/sustainability-regulations/>; alternatively, speak to your main point of contact in order to obtain details of specific ESG parameters applicable to your investment.

Fixed income

- Where the portfolio holds over 35% of its net asset value in securities of one governmental issuer, the value of the portfolio may be profoundly affected if one or more of these issuers fails to meet its obligations or suffers a ratings downgrade.
- A credit default swap (CDS) provides a measure of protection against defaults of debt issuers but there is no assurance their use will be effective or will have the desired result.
- The issuer of a debt security may not pay income or repay capital to the bondholder when due.

- Derivatives may be used to generate returns as well as to reduce costs and/or the overall risk of the portfolio. Using derivatives can involve a higher level of risk. A small movement in the price of an underlying investment may result in a disproportionately large movement in the price of the derivative investment.
- Investments in emerging markets can be less liquid and riskier than more developed markets and difficulties in accounting, dealing, settlement and custody may arise.
- Investments in bonds are affected by interest rates and inflation trends which may affect the value of the portfolio.
- Where high yield instruments are held, their low credit rating indicates a greater risk of default, which would affect the value of the portfolio.
- The investment manager may invest in instruments which can be difficult to sell when markets are stressed.
- Exposure to international markets means exposure to changes in currency rates which could affect the value of the portfolio.
- Where leverage is used as part of the management of the portfolio through the use of swaps and other derivative instruments, this can increase the overall volatility. While leverage presents opportunities for increasing total returns, it has the effect of potentially increasing losses as well. Any event that adversely affects the value of an investment would be magnified to the extent that leverage is employed by the portfolio. Any losses would therefore be greater than if leverage were not employed.
- While efforts will be made to eliminate potential inequalities between shareholders in a pooled fund through the performance fee calculation methodology, there may be occasions where a shareholder may pay a performance fee for which they have not received a commensurate benefit.



<p>Institutional Business Development businessdevelopment@insightinvestment.com +44 20 7321 1552</p>	<p>Consultant Relationship Management consultantrelations@insightinvestment.com +44 20 7321 1023</p>	<p> @InsightInvestIM</p> <p> company/insight-investment</p> <p> www.insightinvestment.com</p>
<p>European Business Development europe@insightinvestment.com +49 69 12014 2650 +44 20 7321 1928</p>		

This document is a financial promotion/marketing communication and is not investment advice.

This document is not a contractually binding document and must not be used for the purpose of an offer or solicitation in any jurisdiction or in any circumstances in which such offer or solicitation is unlawful or otherwise not permitted. This document should not be duplicated, amended or forwarded to a third party without consent from Insight Investment.

Insight does not provide tax or legal advice to its clients and all investors are strongly urged to seek professional advice regarding any potential strategy or investment.

For a full list of applicable risks, investor rights, KIID risk profile, financial and non-financial investment terms and before investing, where applicable, investors should refer to the Prospectus, other offering documents, and the KIID which is available in English and an official language of the jurisdictions in which the fund(s) are registered for public sale. Do not base any final investment decision on this communication alone. Please go to www.insightinvestment.com

Unless otherwise stated, the source of information and any views and opinions are those of Insight Investment.

Telephone conversations may be recorded in accordance with applicable laws.

For clients and prospects of Insight Investment Management (Global) Limited: Issued by Insight Investment Management (Global) Limited. Registered office 160 Queen Victoria Street, London EC4V 4LA. Registered in England and Wales. Registered number 00827982. Authorised and regulated by the Financial Conduct Authority. FCA Firm reference number 119308.

For clients and prospects of Insight Investment Management (Europe) Limited: Issued by Insight Investment Management (Europe) Limited. Registered office Riverside Two, 43-49 Sir John Rogerson's Quay, Dublin, D02 KV60. Registered in Ireland. Registered number 581405. Insight Investment Management (Europe) Limited is regulated by the Central Bank of Ireland. CBI reference number C154503.

© 2023 Insight Investment. All rights reserved. IC3317